



This is a digital copy of a book that was preserved for generations on library shelves before it was carefully scanned by Google as part of a project to make the world's books discoverable online.

It has survived long enough for the copyright to expire and the book to enter the public domain. A public domain book is one that was never subject to copyright or whose legal copyright term has expired. Whether a book is in the public domain may vary country to country. Public domain books are our gateways to the past, representing a wealth of history, culture and knowledge that's often difficult to discover.

Marks, notations and other marginalia present in the original volume will appear in this file - a reminder of this book's long journey from the publisher to a library and finally to you.

### **Usage guidelines**

Google is proud to partner with libraries to digitize public domain materials and make them widely accessible. Public domain books belong to the public and we are merely their custodians. Nevertheless, this work is expensive, so in order to keep providing this resource, we have taken steps to prevent abuse by commercial parties, including placing technical restrictions on automated querying.

We also ask that you:

- + *Make non-commercial use of the files* We designed Google Book Search for use by individuals, and we request that you use these files for personal, non-commercial purposes.
- + *Refrain from automated querying* Do not send automated queries of any sort to Google's system: If you are conducting research on machine translation, optical character recognition or other areas where access to a large amount of text is helpful, please contact us. We encourage the use of public domain materials for these purposes and may be able to help.
- + *Maintain attribution* The Google "watermark" you see on each file is essential for informing people about this project and helping them find additional materials through Google Book Search. Please do not remove it.
- + *Keep it legal* Whatever your use, remember that you are responsible for ensuring that what you are doing is legal. Do not assume that just because we believe a book is in the public domain for users in the United States, that the work is also in the public domain for users in other countries. Whether a book is still in copyright varies from country to country, and we can't offer guidance on whether any specific use of any specific book is allowed. Please do not assume that a book's appearance in Google Book Search means it can be used in any manner anywhere in the world. Copyright infringement liability can be quite severe.

### **About Google Book Search**

Google's mission is to organize the world's information and to make it universally accessible and useful. Google Book Search helps readers discover the world's books while helping authors and publishers reach new audiences. You can search through the full text of this book on the web at <http://books.google.com/>

ADM.  
932.2  
WYO.  
S/C

HDI  
  
HL 5CS2 2



HARVARD LAW LIBRARY

Received







136


120

12131

**Fifth Biennial Report**  
of the  
**Commissioner of Taxation**  
of Wyoming



**1917-1918**



Fifth Biennial Report <sup>CF</sup>  
of the  
Commissioner of Taxation  
of  
Wyoming

---

1917-1918

---

C. L. CALVERT, COMMISSIONER

---

0

1918  
THE S. A. BRISTOL COMPANY  
CHEYENNE, WYO.



Adm  
332.2  
Wyo.  
918

CHEYENNE, WYO., November 1st, 1918.

TO HIS EXCELLENCY,

FRANK L. HOUX,

*Governor of the State of Wyoming.*

SIR:

In accordance with the provisions of the Eleventh Paragraph of Section 221 of Chapter 23 of the Wyoming Compiled Statutes, 1910, I herewith submit the fifth biennial report of this office.

Very respectfully,

C. L. CALVERT,

*Commissioner of Taxation*

**JUN 28 1924**

# Report of Commissioner of Taxation

## RECOMMENDATIONS

I would respectfully renew the recommendation of my predecessor, Hon. John McGill, for the enactment of a law providing that the State Treasurer shall collect all taxes on car and transportation companies doing business in this State, and return the amounts due to the several counties. It would save much unnecessary expense and inconvenience to the county treasurers and also to the companies.

I would further recommend that Section 2376, Revised Statutes 1910, relating to migratory stock, be amended and the penalty made more severe for shipping live stock into the State without notifying the assessor of the county into which said live stock is shipped or driven. This matter was checked up by my office last spring through the State Veterinarian's Office and I found there were 70,162 head of cattle and 55,643 head of sheep shipped and driven into the State during the months of April, May and June, totaling a valuation of approximately four million dollars, and in not one instance did I find where any of this property had been reported to the assessors as by law required.

I would further respectfully recommend the enactment of a law making it mandatory that assessments be returned to the assessors on or before May 1st of each year, at some convenient point or school house in each school district in the county; dates and place of returning said assessment to be determined and ad-

vertised by the assessors. A law along these lines would make it possible for the assessor and office deputies to do the work and would eliminate district assessors who, it seems, are very hard to obtain in many counties and are very expensive, as I found some of the counties were at the expense of fourteen dollars a day per diem and expense for district assessors. I feel that if a law of this kind were enacted it would be as efficient as the present law and much more economical, with very little trouble on the part of the taxpayers.

Further I would respectfully recommend an amendment to the law relating to motor vehicles, as under the present law many cars are escaping taxation and on those taxed the valuations are much lower than any other class of property. The Secretary of State's Office shows there were sixteen thousand one hundred and forty-six licenses issued for the year 1918 to and including November 1st, and only eleven thousand nine hundred and sixteen returned for assessment, showing there were four thousand two hundred and thirty cars that escaped taxation this year. I would recommend the law be amended increasing the license fee to cover the tax, or the tax collected at the time of issuing same, and would also recommend that they be taxed on a horse-power basis allowing for yearly depreciation. I consider this class of property is making a heavier demand on the taxpayers of the State than any other and should be assessed at fully one hundred per cent.

As provided in the first paragraph of Section 221 of the Compiled Statutes, 1910, one of the duties of this office is as follows:

"It shall be the duty of the commissioner, and he shall have power and authority:

First—To have and exercise general supervision over the administration of all assessment and tax laws, over all county, town, and city tax assessors and boards of equalization, levy and assessment, to the end that all assessments of property, real,

personal, and mixed, be made relatively just and uniform, and at its *true* and *full cash market value*; to require all county, town and city assessors, boards of equalization, levy and assessment under penalty of forfeiture and removal from office, as such assessors or boards, to assess all property of every kind and character at its *actual* and *full cash value*; Provided, however, that this section shall not be construed as abridging the power granted by the constitution of this state to the state board of equalization."

Section 10 of Article 15 of the Constitution provides that:

"The State Board of Equalization shall fix a valuation each year for the assessment of live stock and shall notify the several county boards of equalization of the rate so fixed at least ten days before the day fixed for beginning assessments."

The date fixed by law for the beginning of assessments by county assessors is the first Monday of February, so that the valuation placed on live stock is the first to be placed on any class of property in the State. When the Board places a valuation on this class of property from sixty to seventy per cent. of its actual cash value, is it reasonable to expect that county assessors will assess the property over which they have the power of assessment at more than the same percentage of its actual cash value?

With the additional powers given by the Thirteenth State Legislature to the State Board of Equalization I believe this State could have more nearly a full cash value assessment than any State in the Union. If the Board will assess the property—live stock, railroads, telegraph and telephone lines, car companies, the output of mines and the output of oil and gas—over which they have exclusive assessing powers, at full cash value, I believe the county assessors would follow their lead. If all property in the State of Wyoming is assessed at its actual value and a low rate of taxation is fixed for state, county and municipal purposes,

Wyoming will soon acquire the reputation of being a rich State, with a low rate of taxation, the aggravating question of percentages will be eliminated and the flexibility in the taxing system can be had by adjusting rates instead of values.

EXPENSE OF TAX COMMISSIONER'S OFFICE

The Fourteenth Legislature appropriated, for contingent fund of this office, the sum of \$7,000.00 of which the following has been expended to November 1st, 1918:

ITEMS OF CONTINGENT EXPENSE

Amount of Contingent .....		\$7,000.00
Railroad and Pullman .....	\$ 208.37	
Hotel and Meals (when traveling) .....	140.97	
Office Fixtures .....	187.50	
Clerical Services .....	2,350.00	
Postage, Box Rent, Telegraph and Telephone .....	127.95	
Office Supplies .....	2.10	
Miscellaneous .....	8.75	
Bond .....	40.00	3,065.64
		<hr/>
Balance on hand November 1st, 1918 .....		\$3,934.36



Appendix

---

STATISTICAL TABLES



**APPENDIX A.**

---

**SHOWING THE VALUATION OF THE STATE IN  
DETAIL FOR THE YEARS 1917-1918.**



STATE AND COUNTY VALUATION IN DETAIL FOR THE YEAR 1917

COUNTY	Railroads	Telegraph and Telephone	Car Companies	Lands			Town Lots		Mineral Reservation On R. R. Lands	
	Value	Value	Value	Acres	Value	Average	Improvements	Value		Improvements
Albany	\$4,658,075 00	\$132,898 21	\$222,085 64	1,155,821	\$3,847,376 00	\$ 3 33	\$795,732 00	\$860,181 00	\$1,414,478 00	\$153,456 00
Big Horn	2,098,350 00	38,069 60	48,576 83	208,340	2,046,090 00	10 78	324,418 00	403,580 00	635,907 00	.....
Campbell	4,638,600 00	17,358 72	17,241 50	203,370	1,012,868 30	4 93	240,745 00	54,738 00	127,150 00	.....
Carbon	4,431,140 00	127,872 09	231,121 28	1,436,225	4,311,868 00	3 03	581,236 00	474,030 00	1,027,551 00	321,943 00
Converse	2,660,250 00	56,372 88	90,457 20	389,322	3,447,772 00	5 35	343,371 00	400,300 00	692,870 00	.....
Crook	2,599,650 00	12,371 85	5,361 91	733,149	3,445,122 00	4 70	440,200 00	74,017 00	178,215 00	.....
Fremont	2,569,650 00	64,101 85	39,442 84	412,253	3,153,195 00	7 65	503,640 00	761,315 00	898,448 00	.....
Hot Springs	717,600 00	13,283 92	27,676 23	386,508	2,182,340 00	5 65	468,916 00	82,145 00	115,550 00	.....
Idaho	765,000 00	23,449 73	20,359 10	134,980	1,011,753 00	7 50	290,050 00	466,987 00	427,835 00	.....
Idaho	.....	33,775 60	.....	299,616	2,222,994 00	7 42	320,081 00	247,125 00	541,337 00	.....
Lincoln	6,263,280 00	142,872 29	253,114 08	1,112,740	5,609,264 58	5 04	798,026 42	2,224,983 00	4,572,892 00	.....
Laramie	4,101,480 00	80,616 40	66,680 10	515,642	3,975,659 00	7 70	594,233 00	323,932 00	843,242 00	36,284 00
Madison	3,617,700 00	80,894 34	77,228 33	194,339	1,990,458 00	5 61	1,231,584 00	1,502,136 00	1,751,408 00	.....
Natrona	898,000 00	20,863 05	28,031 00	418,916	1,852,351 00	4 42	360,294 00	101,090 00	313,701 00	.....
Nebraska	974,575 00	37,121 60	2,321 73	228,988	2,097,934 00	9 24	825,183 00	320,556 00	631,035 00	.....
Platte	2,420,200 00	61,605 57	59,913 22	331,800	3,251,662 08	11 69	628,633 50	266,631 50	570,748 00	.....
Sheridan	2,890,200 00	77,447 78	30,503 27	407,189	4,758,339 00	11 80	1,296,686 00	2,635,848 00	2,865,815 00	.....
Sweetwater	8,537,470 00	203,293 69	430,063 48	1,787,397	3,427,194 00	1 92	1,396,010 00	430,395 00	1,273,635 00	1,754,606 00
Union	3,740,990 00	114,646 22	186,209 86	607,340	1,897,477 00	3 12	212,652 00	307,518 00	987,635 00	83,137 00
Washakie	767,525 00	26,435 06	21,528 12	96,428	1,435,923 00	14 90	148,538 00	176,654 00	189,798 00	.....
Weston	2,080,980 00	25,348 19	21,576 96	366,368	1,244,090 00	3 40	263,515 00	112,045 00	252,275 00	.....
TOTALS	\$56,599,985 00	\$1,367,866 53	\$1,890,491 27	11,327,927	\$55,664,387 96	\$ 4 91	\$12,072,023 92	\$12,364,583 50	\$20,231,245 00	\$2,359,426 00

COMMISSIONER OF TAXATION

STATE AND COUNTY VALUATION IN DETAIL FOR THE YEAR 1918

COUNTY	Railroads		Telegraph and Telephone		Car Companies		Lands			Town Lots		Mineral Reservation On R. R. Lands	
	Value		Value		Value	Acres	Value	Average	Improvements	Value	Improvements	Value	
Albany	\$4,658,075 00		\$141,045 41		\$213,351 99	1,163,626	\$4,128,620 00	\$ 3.55	\$705,885 00	\$665,054 00	\$1,474,525 00	\$166,955 00	
Big Horn	2,686,350 00		45,049 61		171,908 51	209,915	2,270,107 00	10.86	406,852 00	463,196 00	510,729 00		
Campbell	4,635,000 00		13,478 72		248,459	1,278,933 80	1,728,933 80	3.52	314,119 00	167,535 00	1,857,227 00		
Carbon	2,531,250 00		146,316 89		221,076 45	4,492,193 00	1,492,193 00	3.06	618,742 00	881,860 00	1,081,546 00	317,453 00	
Converse	595,250 00		14,316 11		146,353 51	716,190	1,452,598 00	4.71	608,534 00	696,859 00	1,100,000 00		
Hook	2,590,450 00		49,043 35		45,887 60	470,984	3,657,735 00	6.20	615,529 00	911,183 00	1,046,035 00		
Fronton	747,600 00		15,681 12		33,430 99	560,653	2,094,768 00	5.27	412,724 00	205,470 00	222,127 00		
Hogers	785,000 00		15,789 66		68,725 00	134,430	2,057,968 00	7.57	323,411 00	516,770 00	547,189 00		
Hot Springs	89,050 00		35,749 66		68,725 00	289,014	2,110,814 00	7.33	323,411 00	245,006 00	547,189 00		
Johnson	6,283,280 00		151,775 45		256,771 89	1,163,000	5,704,935 00	4.98	604,510 80	2,155,580 00	4,144,262 00		
Laramie	4,130,580 00		59,400 25		169,168 23	587,336	4,117,940 00	7.01	524,537 80	2,298,100 00	3,071,377 00	36,122 00	
Lincoln	3,617,700 00		21,873 45		126,164 62	181,339	1,044,917 00	5.88	824,388 00	3,656,776 00	3,071,377 00		
Niobrara	898,000 00		49,315 90		49,160 70	465,396	2,051,733 00	4.41	373,532 00	341,462 00	335,167 00		
Park	974,575 00		63,471 45		74,847 53	250,601	2,483,850 00	9.92	1,142,509 00	319,462 00	749,060 00		
Platte	2,421,800 00		128,461 11		30,443 01	441,812	3,762,017 58	8.51	1,714,071 00	281,268 00	487,532 50		
Sheridan	2,890,200 00		226,952 89		412,776 33	436,495	4,943,427 00	11.33	1,532,478 00	2,647,650 00	3,016,910 00		
Sweetwater	3,634,520 00		118,610 62		180,679 33	1,771,133	3,482,443 00	1.97	1,409,698 00	441,337 00	1,277,085 00	1,755,312 00	
Union	3,740,900 00		24,003 06		102,235 09	603,523	1,921,773 00	3.18	247,743 00	297,902 00	1,036,615 00		
Washburn	767,525 00		26,387 41		21,534 36	388,371	1,450,461 00	15.17	168,745 00	225,203 00	344,565 00		
Weston	2,050,800 00						1,360,145 00	3.52	303,450 00	90,330 00	239,745 00		
TOTALS	\$56,800,785 00		\$1,520,576.21		\$2,219,077.09	11,974,032	\$59,673,871.38	\$4.98	\$12,763,809 00	\$15,797,900 00	\$22,686,974 50	\$2,275,942 00	

FIFTH BIENNIAL REPORT

STATE AND COUNTY VALUATION IN DETAIL FOR THE YEAR 1917—Continued

COUNTY	Class 1—\$40 00		Class 2—\$65 00		Class 3—\$45 00		Class 4—\$23 00		Class 5—\$40 00		Class 6—\$40 00		Class 7—\$45 00	
	No.	Value	No.	Value	No.	Value	No.	Value	No.	Value	No.	Value	No.	Value
Albany	38	\$ 1,520 00	357	\$23,205 00	576	\$25,920 00	11,342	\$260,866 00	34,071	\$1,362,840 00	1,030	\$41,200 00	130	\$5,850 00
Big Horn	54	2,160 00	451	29,315 00	371	16,695 00	7,955	182,965 00	19,298	771,920 00	2,411	26,440 00	129	5,805 00
Cambell	10	400 00	83	5,395 00	387	17,415 00	7,895	181,585 00	37,005	1,480,200 00	1,079	43,160 00	8	360 00
Carbon	302	12,080 00	1,197	77,805 00	255	11,475 00	12,135	279,105 00	29,584	1,183,360 00	498	19,920 00	31	4,095 00
Converse	144	5,760 00	588	38,220 00	399	17,955 00	10,100	232,300 00	32,333	1,295,320 00	722	28,890 00	91	1,395 00
Crook	83	3,320 00	478	31,070 00	526	23,670 00	10,299	236,877 00	26,342	1,053,680 00	2,143	86,720 00	336	10,620 00
Fremont	95	3,800 00	666	43,290 00	407	18,315 00	12,821	294,883 00	35,134	1,405,360 00	2,063	82,520 00	236	10,620 00
Goshen	23	920 00	170	11,050 00	541	24,345 00	9,613	221,099 00	26,490	1,059,600 00	3,726	149,040 00	52	2,340 00
Hot Springs	12	480 00	244	15,860 00	155	6,975 00	5,355	123,165 00	15,272	610,880 00	159	6,360 00	40	1,800 00
Johnson	91	3,640 00	478	31,070 00	854	37,530 00	14,974	344,402 00	38,114	1,524,560 00	508	20,200 00	104	4,680 00
Laramie	325	13,000 00	1,189	77,285 00	437	19,665 00	10,716	246,468 00	27,104	1,084,160 00	5,442	217,680 00	382	17,190 00
Lincoln	94	3,760 00	1,055	68,575 00	298	13,410 00	18,754	431,342 00	40,055	1,602,200 00	3,077	123,080 00	101	4,545 00
Natrona	54	2,160 00	61	3,965 00	323	14,535 00	6,407	147,361 00	17,557	702,280 00	269	10,760 00	11	450 00
Niobrara	42	1,680 00	84	5,460 00	620	27,900 00	9,244	212,612 00	36,157	1,446,280 00	1,889	75,560 00	211	9,495 00
Park	41	1,640 00	160	10,400 00	594	26,700 00	8,015	184,345 00	18,421	756,840 00	1,654	66,160 00	45	2,025 00
Platte	46	1,840 00	219	14,235 00	358	16,110 00	7,990	183,770 00	23,558	942,320 00	3,328	133,120 00	45	2,025 00
Sheridan	1,504	60,160 00	1,587	103,155 00	804	36,180 00	16,101	370,323 00	35,426	1,417,040 00	2,689	114,760 00	267	12,015 00
Sweetwater	48	1,920 00	92	5,980 00	61	2,745 00	1,946	44,756 00	4,289	17,156 00	625	25,000 00	7	315 00
Union	49	1,960 00	245	15,925 00	260	11,700 00	7,027	161,621 00	12,801	512,050 00	854	34,160 00	43	1,635 00
Washakie	6	240 00	174	11,310 00	139	6,255 00	4,107	94,461 00	7,660	306,400 00	584	27,360 00	6	270 00
Weston	1	40 00	70	4,550 00	339	15,255 00	5,978	137,464 00	22,268	890,730 00	2,056	82,240 00	16	720 00
<b>TOTALS</b>	<b>3,062</b>	<b>\$122,480 00</b>	<b>9,648</b>	<b>\$627,120 00</b>	<b>8,684</b>	<b>\$390,780 00</b>	<b>198,774</b>	<b>\$4,571,802 00</b>	<b>538,989</b>	<b>\$21,569,560 00</b>	<b>37,083</b>	<b>\$1,483,320 00</b>	<b>1,899</b>	<b>\$85,455 00</b>

Class 1. Bulls and purebred cattle, calves coming yearlings  
 Class 2. Bulls and purebred cattle, yearlings and over  
 Class 3. Grade bulls  
 Class 4. Cattle, calves coming yearlings  
 Class 5. Cattle, yearlings and over  
 Class 6. Common milch cows  
 Class 7. Dairy cattle used for commercial purposes

STATE AND COUNTY VALUATION IN DETAIL FOR THE YEAR 1918—Continued

CATTLE

COUNTY	Class 1—\$50.00		Class 2—\$55.00		Class 3—\$25.00		Class 4—\$45.00		Class 5—\$45.00		Class 6—\$55.00	
	No.	Value	No.	Value	No.	Value	No.	Value	No.	Value	No.	Value
Albany	86	\$ 4,200.00	775	\$ 65,875.00	11,017	\$275,435.00	45,926	\$2,066,670.00	1,490	\$ 67,050.00	110	\$ 6,050.00
Big Horn	223	1,650.00	658	53,695.00	9,295	591,625.00	18,606	1,845,900.00	2,657	118,565.00	156	8,350.00
Campbell	172	8,650.00	389	33,085.00	5,577	41,740.00	11,740	1,885,515.00	2,174	84,730.00	2	70.00
Carbon	246	12,800.00	1,312	11,495.00	13,637	323,455.00	34,167	2,074,860.00	1,760	43,500.00	14	6,170.00
Converse	147	7,350.00	841	71,485.00	10,062	324,550.00	46,108	2,159,310.00	2,047	81,345.00	112	4,104.00
Crook	202	10,100.00	931	80,920.00	13,976	313,735.00	23,758	1,155,435.00	2,567	160,515.00	79	4,345.00
Fremont	259	12,950.00	821	70,135.00	13,548	253,150.00	26,994	1,214,730.00	3,600	169,000.00	66	3,310.00
Goshute	57	2,850.00	520	44,200.00	10,126	137,000.00	17,033	746,630.00	24	1,030.00	72	4,070.00
Hot Springs	30	1,950.00	458	38,630.00	5,126	137,000.00	17,033	746,630.00	24	1,030.00	72	4,070.00
Johnston	188	9,400.00	954	81,090.00	9,527	238,175.00	36,248	1,631,180.00	582	26,240.00	16	1,045.00
Lincoln	544	27,200.00	1,809	153,765.00	11,406	285,200.00	30,985	1,394,190.00	4,735	212,640.00	32	1,995.00
Laramie	257	12,650.00	1,320	112,200.00	10,281	482,025.00	46,532	2,083,940.00	3,166	142,605.00	463	25,410.00
Natrona	28	1,400.00	419	35,615.00	5,943	148,575.00	21,693	976,185.00	1,778	28,755.00	127	6,985.00
Niobrara	82	4,100.00	658	55,930.00	9,892	247,300.00	44,640	2,008,800.00	1,698	80,010.00	25	1,375.00
Park	106	5,300.00	837	71,145.00	7,921	198,025.00	20,552	924,840.00	1,898	73,170.00	17	935.00
Platte	257	12,850.00	539	45,815.00	8,765	219,125.00	28,549	1,284,705.00	3,625	163,125.00	103	5,665.00
Sheridan	1,395	69,750.00	3,232	274,720.00	15,643	391,075.00	31,553	1,419,885.00	3,290	148,050.00	251	13,805.00
Sweetwater	23	1,150.00	156	13,260.00	2,222	55,550.00	6,655	299,475.00	3,205	9,225.00	31	1,705.00
Uinta	110	5,500.00	500	42,500.00	6,644	166,100.00	13,235	595,575.00	1,950	47,250.00	3	170.00
Washakie	6	300.00	308	26,180.00	3,758	93,950.00	9,341	430,345.00	638	28,710.00	2	110.00
Weston	14	700.00	352	29,920.00	5,945	148,625.00	23,109	1,039,905.00	2,037	91,665.00	4	220.00
TOTALS	4,462	\$223,100.00	17,920	\$1,523,200.00	200,198	\$5,004,950.00	606,917	\$27,311,265.00	40,502	\$1,822,590.00	1,691	\$93,005.00

Class 1. Bulls and purebred cattle, calves coming yearlings  
 Class 2. Bulls and purebred cattle, yearlings and over  
 Class 3. Cattle, calves coming yearlings  
 Class 4. Cattle, yearlings and over  
 Class 5. Common milch cows  
 Class 6. Dairy cattle, used for commercial purposes

STATE AND COUNTY VALUATION IN DETAIL FOR THE YEAR 1917—Continued

COUNTY		HORSES														
		Class 1—\$350.00		Class 2—\$175.00		Class 3—\$175.00		Class 4—\$80.00		Class 5—\$140.00		Class 6—\$40.00		Class 7—\$75.00		
No.	Value	No.	Value	No.	Value	No.	Value	No.	Value	No.	Value	No.	Value	No.	Value	
Albany	7 \$ 2,450.00	3	\$525.00	86	\$15,050.00	7	\$560.00	50	.....	4,359	\$174,360.00	1,889	\$141,675.00			
Big Horn	25 8,750.00	8	1,400.00	55	9,025.00	.....	.....	40	.....	2,984	119,360.00	2,649	213,675.00			
Campbell	26 9,100.00	2	350.00	104	28,700.00	5	400.00	9	5,600.00	7,155	286,200.00	2,223	166,725.00			
Carbon	29 10,150.00	5	875.00	80	14,000.00	2	160.00	16	1,260.00	3,985	155,200.00	2,161	163,075.00			
Converse	26 9,100.00	2	350.00	85	14,575.00	10	800.00	84	11,760.00	4,987	196,480.00	1,904	135,300.00			
Crook	28 9,800.00	3	525.00	123	21,525.00	2	160.00	19	2,660.00	6,233	249,320.00	3,440	258,000.00			
Fremont	39 13,650.00	15	2,625.00	101	17,675.00	40	3,200.00	2	280.00	6,943	277,720.00	3,351	251,325.00			
Goheen	26 9,100.00	.....	.....	43	7,525.00	4	320.00	2	280.00	3,796	151,840.00	3,632	272,400.00			
Hot Springs	10 3,500.00	3	525.00	41	7,175.00	2	160.00	39	5,460.00	2,573	102,920.00	1,247	93,525.00			
Johnson	37 12,950.00	8	1,400.00	128	22,400.00	8	640.00	43	6,020.00	6,072	242,880.00	2,193	164,475.00			
Laramie	48 16,800.00	9	1,575.00	65	11,375.00	1	80.00	21	2,940.00	4,025	161,000.00	3,320	249,000.00			
Lincoln	31 10,850.00	10	1,750.00	68	11,900.00	3	240.00	17	2,380.00	3,359	134,360.00	4,625	346,875.00			
Natrona	25 8,750.00	8	1,400.00	68	11,900.00	1	80.00	20	2,800.00	4,817	192,680.00	1,806	120,450.00			
Niobrara	33 11,550.00	12	2,100.00	127	22,225.00	2	160.00	202	28,280.00	6,198	247,920.00	2,385	178,875.00			
Park	18 6,300.00	2	350.00	77	13,475.00	3	240.00	9	1,260.00	3,016	120,640.00	2,648	198,600.00			
Platte	18 6,300.00	4	700.00	36	6,300.00	4	320.00	202	28,280.00	4,043	161,720.00	3,486	261,450.00			
Sheridan	27 9,450.00	2	350.00	59	10,325.00	1	80.00	202	28,280.00	743	29,720.00	3,785	283,875.00			
Sweetwater	2 700.00	4	4,900.00	11	1,925.00	6	480.00	23	3,220.00	985	39,800.00	1,488	111,600.00			
Union	16 5,600.00	28	4,900.00	7	1,225.00	2	160.00	2	280.00	.....	.....	.....	.....			
Washakie	21 5,600.00	.....	.....	49	8,575.00	.....	.....	.....	.....	.....	.....	.....	.....			
Weston	16 7,350.00	24	4,200.00	75	13,125.00	.....	.....	.....	.....	.....	.....	.....	.....			
<b>TOTALS</b>	<b>508 \$177,800.00</b>	<b>150 \$26,250.00</b>	<b>1,548 \$270,900.00</b>	<b>103 \$8,240.00</b>	<b>819 \$114,660.00</b>	<b>87,195 \$3,487,800.00</b>	<b>52,206 \$3,915,450.00</b>									

Class 1. Purebred and thoroughbred stallions  
 Class 2. Purebred and thoroughbred stallions coming yearlings  
 Class 3. Purebred mares and grade stallions  
 Class 4. Purebred mares and grade stallions coming yearlings  
 Class 5. Carriage horses, driving and high grade mares and heavy draft horses  
 Class 6. Common unbroken horses and mares  
 Class 7. Ranch, work, dray and livery horses

STATE AND COUNTY VALUATION IN DETAIL FOR THE YEAR 1918—Continued

COUNTY	HORSES										
	Class 1—\$400 00	Class 2—\$200 00	Class 3—\$200 00	Class 4—\$100 00	Class 5—\$150 00	Class 6—\$50 00	Class 7—\$100 00	No.	Value	No.	Value
Albany	10	2	92	5	75	5,417	1,861	\$186,100 00			
Big Horn	21	3	37	54	5	5,400 00	3,104	310,400 00			
Campbell	26	1	137	15	65	7,400 00	2,557	255,700 00			
Carbon	26	2	70	33	15	27,400 00	2,243	224,300 00			
Converse	24	8	78	10	57	14,000 00	2,149	214,900 00			
Crook	19	5	107	7	35	4,000 00	3,517	351,700 00			
Fremont	31	16	105	88	22	1,600 00	3,653	365,300 00			
Goshute	18	1	34	10	121	700 00	3,685	368,500 00			
Hot Springs	13	15	39	15	51	8,600 00	1,083	108,300 00			
Johnson	24	10	122	24	18	1,000 00	2,086	208,600 00			
Laramie	41	8	81	7	51	2,400 00	2,549	254,900 00			
Lincoln	30	7	46	5	22	700 00	4,740	474,000 00			
Natrona	22	9	77	16	69	500 00	2,015	201,500 00			
Niobrara	28	11	93	32	2	1,600 00	2,397	239,700 00			
Park	25	7	70	20	2	2,000 00	3,527	352,700 00			
Platte	18	15	47	5	264	3,200 00	4,012	401,200 00			
Sheridan	36	1	70	13	332	500 00	1,009	100,900 00			
Sweetwater	2	4	10	5	37	1,300 00	1,423	142,300 00			
Uinta	12	1	25	3	4	500 00	1,442	144,200 00			
Washakie	21	16	39	7	1	2,400 00	1,265	126,500 00			
Weston	15	10	86	3	1	300 00					
TOTALS	462	152	1,465	398	1,190	\$39,800 00	97,078	\$4,853,900 00	53,605	\$5,360,500 00	

Class 1. Purebred and thoroughbred stallions  
 Class 2. Purebred and thoroughbred stallions coming yearlings  
 Class 3. Purebred mares and grade stallions  
 Class 4. Purebred mares and grade stallions coming yearlings  
 Class 5. Carriage horses, driving and high grade mares and heavy draft horses  
 Class 6. Common unbroken horses and mares  
 Class 7. Ranch, work, dray and livery horses

STATE AND COUNTY VALUATION IN DETAIL FOR THE YEAR 1917—Continued

COUNTY	HORSES—Concluded										MULES AND ASSES				
	Class 8—\$50 00		Class 9—\$25 00		Class 1—\$230 00		Class 2—\$135 00		Class 3—\$50 00		Class 4—\$40 00		Class 5—\$10. 00		
	No.	Value	No.	Value	No.	Value	No.	Value	No.	Value	No.	Value	No.	Value	
Albany	976	\$ 45,800.00	36	\$ 990.00	2	\$ 460.00	6	\$ 810.00	92	\$7,360.00	35	\$1,400.00	7	\$ 70.00	
Big Horn	1,152	57,600.00	9	225.00	1	230.00	4	540.00	84	6,720.00	84	3,360.00	3	30.00	
Campbell	1,592	79,600.00	109	2,725.00	4	920.00			135	10,800.00	35	1,400.00	22	220.00	
Carbon	1,171	58,550.00	70	1,750.00	2	460.00	8	1,080.00	53	4,240.00	33	1,320.00			
Converse	1,240	62,000.00	13	325.00			2	270.00	104	8,320.00	68	2,720.00	2	20.00	
Crook	1,452	74,100.00	10	250.00	7	1,610.00			104	8,320.00	107	4,280.00			
Fremont	1,976	98,800.00	21	525.00			2	270.00	106	8,490.00	4	160.00	13	130.00	
Goheen	1,156	57,800.00	45	1,125.00	4	920.00	2	270.00	288	23,040.00	172	6,880.00	3	30.00	
Hot Springs	679	33,950.00	25	625.00	2	460.00	4	540.00	22	1,760.00	26	1,040.00	2	20.00	
Johnson	2,448	122,400.00	32	800.00	2	460.00	5	675.00	107	8,560.00	36	1,440.00	10	100.00	
Laramie	2,413	120,650.00	123	3,075.00	5	1,150.00			369	29,520.00	128	5,120.00	29	290.00	
Lincoln	1,865	94,250.00	20	500.00	2	460.00	1	135.00	135	11,940.00	38	1,520.00	12	120.00	
Natrona	952	47,600.00					8	1,080.00	29	2,320.00	4	160.00			
Niobrara	1,208	60,400.00	28	700.00	1	230.00	4	540.00	86	6,880.00	45	1,800.00			
Park	1,419	70,950.00	46	1,150.00	1	230.00	12	1,520.00	105	8,400.00	34	1,360.00	16	160.00	
Platte	1,091	54,550.00	31	775.00	3	690.00	25	3,275.00	725	15,900.00	136	5,440.00			
Sheridan	2,175	108,750.00	175	4,375.00	4	920.00	13	1,755.00	135	10,800.00	107	4,280.00			
Sweetwater	564	28,200.00	1	25.00					93	7,440.00					
Union	490	24,500.00	3	75.00	3	690.00			33	2,640.00	26	1,040.00	3	30.00	
Washakie	431	21,500.00			3	690.00			50	4,000.00	9	360.00			
Weston	831	42,550.00	49	1,225.00					73	5,840.00	1	40.00			
TOTALS	26,311	\$1,315,550.00	836	\$20,900.00	44	\$10,120.00	96	\$12,960.00	2,361	\$188,880.00	1,133	\$45,320.00	122	\$1,220.00	

Class 8. Saddle horses and cow ponies  
 Class 9. Shetland ponies  
 Class 1. Large jackasses used for breeding purposes  
 Class 2. Heavy draft mules  
 Class 3. Ordinary mules  
 Class 4. Yearlings and unbroken mules  
 Class 5. Burros

STATE AND COUNTY VALUATION IN DETAIL FOR THE YEAR 1918—Continued

COMMISSIONER OF TAXATION

COUNTY	HORSES—Concluded						MULES AND ASSES							
	Class 8—\$75 00		Class 9—\$30 00		Class 1—\$250 00		Class 2—\$150 00		Class 3—\$90 00		Class 4—\$50 00		Class 5—\$10 00	
	No.	Value	No.	Value	No.	Value	No.	Value	No.	Value	No.	Value	No.	Value
Albany	1,040	\$78,000 00	133	\$3,990 00	3	\$ 750 00	4	\$ 600 00	116	\$10,440 00	26	\$1,300 00	6	\$ 60 00
Big Horn	1,284	96,300 00	17	510 00	1	250 00	8	1,200 00	94	8,460 00	36	1,800 00	3	30 00
Campbell	1,883	141,225 00	105	3,150 00	4	1,000 00	2	300 00	107	9,630 00	61	3,050 00	18	180 00
Carbon	1,324	99,300 00	8	240 00	2	500 00	6	900 00	93	8,370 00	31	1,550 00	8	80 00
Converse	1,445	108,375 00	19	570 00	2	500 00	6	900 00	141	12,600 00	54	2,706 00	19	190 00
Crook	1,751	131,325 00	26	780 00	8	2,000 00	7	1,050 00	84	7,560 00	187	9,350 00	11	110 00
Fremont	1,999	149,925 00	21	630 00	1	250 00	7	1,050 00	89	8,010 00	8	400 00	6	60 00
Hot Springs	1,281	96,075 00	55	1,650 00	1	250 00	4	600 00	262	23,580 00	199	9,950 00	7	70 00
Johnson	1,412	105,900 00	2	60 00	1	250 00	3	450 00	15	1,350 00	26	1,300 00	7	70 00
Laramie	2,344	175,800 00	54	1,620 00	1	250 00	2	300 00	88	7,920 00	47	2,350 00	22	220 00
Lincoln	2,055	154,125 00	147	4,410 00	6	1,500 00	4	600 00	320	28,800 00	110	5,500 00	22	220 00
Niobrara	1,151	86,325 00	15	450 00	3	750 00	8	1,200 00	104	9,360 00	31	1,550 00	1	10 00
Niobrara	1,323	99,225 00	8	240 00	1	250 00	8	1,200 00	64	5,760 00	9	450 00	1	10 00
Park	1,283	96,225 00	45	1,350 00	1	250 00	22	3,300 00	80	7,200 00	26	1,300 00	2	20 00
Platte	1,073	80,475 00	84	2,520 00	4	1,000 00	33	4,950 00	99	8,910 00	45	2,250 00	21	210 00
Sheridan	1,917	143,775 00	159	4,770 00	6	1,500 00	25	3,750 00	171	15,390 00	151	7,550 00	11	110 00
Sweetwater	846	40,950 00	3	90 00	1	250 00	1	150 00	34	3,060 00	1	50 00	1	10 00
Winta	449	31,175 00	2	60 00	1	250 00	1	150 00	17	1,530 00	41	2,050 00	1	10 00
Washakie	484	32,350 00	1	30 00	1	250 00	1	150 00	44	3,960 00	5	250 00	1	10 00
Wheat	620	46,500 00	131	3,930 00	1	250 00	1	150 00	63	5,670 00	1	50 00	1	10 00
TOTALS	27,409	\$2,055,675 00	1,066	\$31,980 00	55	\$13,750 00	129	\$19,350 00	2,201	\$198,090 00	1,179	\$58,950 00	133	\$1,330 00

Class 1. Large jackasses used for breeding purposes  
 Class 2. Heavy draft mules  
 Class 3. Ordinary mules  
 Class 4. Yearlings and unbroken mules  
 Class 5. Burros

Class 8. Saddle horses and cow ponies  
 Class 9. Standard ponies



FIFTH BIENNIAL REPORT

STATE AND COUNTY VALUATION IN DETAIL FOR THE YEAR 1917—Continued

COUNTY	SHEEP						SWINE						GOATS		DOGS
	Class 1—\$10 00		Class 2—\$4 00		Class 3—\$5 00		Class 1—\$2 00		Class 2—\$6 00		Class 3—\$4 00		No.	Value	Value
	No.	Value	No.	Value	No.	Value	No.	Value	No.	Value	No.	Value			
Albany	2,577	\$25,770 00	9,543	\$ 38,172 00	65,633	\$ 328,165 00	209	\$ 418 00	329	\$ 1,974 00	86	\$ 344 00	86	\$ 344 00	\$2,255 00
Big Horn	740	7,400 00	16,023	64,092 00	67,081	335,405 00	1,208	2,416 00	1,516	9,096 00	33	132 00	33	132 00	50 00
Campbell	3,337	33,370 00	15,109	60,436 00	107,060	535,250 00	117	234 00	241	1,446 00	.....	.....	.....	.....	.....
Carbon	6,329	63,290 00	65,577	225,308 00	196,333	981,665 00	29	58 00	190	1,140 00	.....	.....	.....	.....	340 00
Converse	3,172	31,720 00	35,950	143,900 00	142,961	712,805 00	3,8	756 00	4,42	2,652 00	33	132 00	33	132 00	185 00
Crook	535	5,350 00	6,777	27,108 00	24,068	120,340 00	1,483	2,966 00	1,354	8,124 00	24	96 00	24	96 00	210 00
Fremont	3,668	36,680 00	47,974	191,896 00	174,792	873,960 00	253	510 00	1,593	3,558 00	1	4 00	1	4 00	10 00
Goehen	185	1,850 00	3,823	15,312 00	6,306	31,530 00	1,309	2,618 00	1,593	9,558 00	2	8 00	2	8 00	269 00
Hot Springs	1,153	11,530 00	17,996	71,984 00	47,256	236,280 00	824	1,648 00	1,808	4,948 00	.....	.....	.....	.....	.....
Johnson	3,075	30,750 00	27,901	111,604 00	137,061	685,305 00	444	888 00	1,209	7,254 00	.....	.....	.....	.....	.....
Laramie	4,988	49,880 00	11,063	44,332 00	133,113	665,565 00	1,113	2,226 00	1,536	7,274 00	.....	.....	.....	.....	.....
Lincoln	8,132	81,320 00	43,323	174,092 00	150,461	752,305 00	508	1,016 00	494	2,784 00	.....	.....	.....	.....	.....
Natrona	649	6,490 00	7,375	29,500 00	297,456	1,486,780 00	100	200 00	135	980 00	150	600 00	150	600 00	585 00
Niobrara	2,174	21,740 00	19,613	32,323 00	32,322	161,610 00	213	426 00	432	2,592 00	6	24 00	6	24 00	916 00
Park	1,682	16,820 00	5,365	21,460 00	69,690	347,840 00	824	1,648 00	1,963	11,775 00	10	64 00	10	64 00	100 00
Platte	5,132	51,320 00	21,924	87,696 00	21,924	109,620 00	932	1,864 00	1,069	6,354 00	14	56 00	14	56 00	95 00
Sheridan	1,643	16,430 00	47,177	188,708 00	234,027	1,179,895 00	213	426 00	1,938	9,848 00	479	1,900 00	479	1,900 00	25 00
Sweetwater	1,218	12,180 00	17,157	68,768 00	234,027	1,179,895 00	213	426 00	1,938	9,848 00	5	20 00	5	20 00	906 00
Union	1,318	13,180 00	10,526	42,104 00	70,730	353,655 00	442	884 00	418	2,488 00	.....	.....	.....	.....	150 00
Washnake	500	5,000 00	3,331	13,324 00	34,364	171,820 00	106	212 00	427	2,562 00	.....	.....	.....	.....	30 00
Wheaton	.....	.....	.....	.....	.....	.....	.....	.....	.....	.....	.....	.....	.....	.....	.....
TOTALS	52,558	\$525,580 00	495,580	\$1,982,120 00	2,022,648	\$10,013,240 00	11,604	\$23,208 00	16,830	\$100,980 00	854	\$3,416 00	854	\$3,416 00	\$6,186 00

Class 1. Bucks and thoroughbred sheep  
 Class 2. Sheep, lambs coming yearlings  
 Class 3. Sheep, yearlings and over

Class 1. Pigs under six months  
 Class 2. Pigs six months and over

STATE AND COUNTY VALUATION IN DETAIL FOR THE YEAR 1918—Continued

COUNTY	SHEEP						SWINE						GOATS		DOGS		
	Class 1—\$20.00		Class 2—\$6.00		Class 3—\$10.00		Class 1—\$3.00		Class 2—\$10.00		\$5.00						
	No.	Value	No.	Value	No.	Value	No.	Value	No.	Value	No.	Value	No.	Value	No.	Value	
Albany	1,748	\$ 34,960 00	12,264	\$ 73,584 00	69,984	\$ 698,840 00	271	\$ 813 00	346	\$3,460 00	96	\$480 00				\$ 408 00	
Big Horn	994	19,890 00	20,926	125,556 00	68,985	689,650 00	1,293	3,879 00	1,764	17,540 00	30	150 00				10 00	
Campbell	1,508	30,160 00	10,982	65,892 00	65,532	655,320 00	1,775	525 00	2,055	2,050 00						120 00	
Carbon	7,427	148,540 00	42,003	252,018 00	222,121	2,221,210 00	1,175	525 00	2,233	2,230 00						120 00	
Converse	3,083	61,660 00	12,118	72,708 00	119,525	1,195,250 00	384	1,152 00	610	6,100 00	32	160 00				712 00	
Crook	909	18,180 00	8,312	49,872 00	35,758	357,580 00	812	2,436 00	967	9,670 00						160 00	
Fremont	5,315	106,300 00	38,963	233,778 00	208,901	2,088,010 00	437	1,311 00	845	8,450 00						323 00	
Goheen	3	60 00	3,905	23,430 00	3,756	37,560 00	1,617	4,851 00	1,540	15,400 00	2	10 00					
Hot Springs	1,577	31,540 00	25,302	151,812 00	50,429	504,290 00	647	1,941 00	661	6,610 00	10	50 00					
Johnson	3,253	65,260 00	22,553	135,318 00	143,965	1,439,650 00	556	1,668 00	874	8,740 00							
Laramie	1,054	21,080 00	11,795	70,770 00	30,590	305,900 00	897	2,691 00	1,841	18,410 00	9	45 00				1,060 00	
Lincoln	6,291	125,620 00	24,168	145,008 00	179,876	1,798,760 00	1,077	3,231 00	918	9,180 00	167	835 00				800 00	
Natrona	7,829	156,580 00	52,167	313,002 00	282,237	2,822,370 00	1,660	490 00	1,411	14,110 00	3	15 00				126 00	
Niobrara	807	16,140 00	4,527	27,162 00	38,242	382,420 00	338	1,014 00	518	5,180 00							
Park	2,025	40,500 00	18,161	108,946 00	81,793	817,930 00	1,185	3,555 00	1,462	14,620 00	81	405 00				1,420 00	
Platte	2,004	40,080 00	8,932	53,592 00	28,121	281,210 00	1,026	3,078 00	1,787	17,870 00	975	4,875 00				1,320 00	
Sheridan	1,224	24,480 00	3,445	20,670 00	19,162	191,620 00	1,578	4,734 00	1,288	12,880 00						790 00	
Sweetwater	5,376	107,520 00	48,197	289,182 00	253,965	2,539,650 00	2,274	6,822 00	242	2,420 00	2	10 00				50 00	
Uinta	1,187	23,740 00	12,640	75,640 00	53,513	535,130 00	152	456 00	288	2,880 00	3	15 00				330 00	
Washakie	1,608	32,160 00	11,464	68,784 00	73,183	731,830 00	461	1,383 00	414	4,140 00							
Weston	603	12,060 00	11,398	68,398 00	25,104	251,040 00	37	111 00	202	2,020 00							
TOTALS	55,835	\$1,116,700 00	404,222	\$2,425,332 00	2,054,292	\$20,542,920 00	13,552	\$40,656 00	17,126	\$171,260 00	1,410	\$7,080 00					\$8,246 00

Class 1. Bucks and thoroughbred sheep  
 Class 2. Sheep, lambs coming yearlings  
 Class 3. Sheep, yearlings and over  
 Class 1. Pigs under six months  
 Class 2. Hogs six months and over

STATE AND COUNTY VALUATION IN DETAIL FOR THE YEAR 1917—Continued

COUNTY	CARRIAGES, WAGONS, VEHICLES	AUTOMOBILES AND MOTORCYCLES	FARMING UTENSILS AND MECHANICS' TOOLS	CLOCKS, WATCHES, JEWELRY, GOLD AND SILVER PLATE, PRECIOUS STONES	MUSICAL INSTRUMENTS	PRIVATE LIBRARIES	LAW LIBRARIES	HOUSEHOLD FURNITURE	CAPITAL EMPLOYED IN MERCHANTS
Albany	\$27,042 00	\$210,484 00	\$ 29,345 00	\$11,690 00	\$40,035 00	\$3,250 00	\$4,175 00	\$8,910 00	\$356,625 00
Big Horn	33,054 00	109,110 00	55,914 00	883 00	29,142 00	940 00	3,135 00	15,600 00	259,897 00
Campbell	29,982 00	43,380 00	28,183 00	80 00	4,140 00	25 00	650 00	7,168 00	54,925 00
Carbon	45,620 00	139,990 00	29,245 00	3,215 00	20,500 00	2,850 00	3,590 00	24,250 00	365,385 00
Converse	33,835 00	117,480 00	39,090 00	2,270 00	24,650 00	315 00	2,300 00	14,125 00	266,630 00
Crook	50,609 00	59,250 00	51,190 00	2,207 00	16,250 00	226 00	775 00	4,275 00	111,634 00
Fremont	56,982 00	147,922 00	50,285 00	2,152 00	25,115 00	1,095 00	2,720 00	13,774 00	397,927 00
Goehen	38,619 00	72,727 00	40,649 00	1,787 00	10,685 00	465 00	1,142 00	2,085 00	80,828 00
Hot Springs	43,211 00	80,680 00	83,970 00	600 00	10,025 00	300 00	7,450 00	27,675 00	202,645 00
Johanson	34,785 00	75,035 00	56,615 00	1,550 00	13,730 00	300 00	1,485 00	29,510 00	266,555 00
Laramie	49,162 00	362,492 00	124,655 00	11,721 00	72,679 00	4,584 00	15,505 00	120,336 00	996,467 00
Lincoln	70,277 00	147,565 00	191,414 00	100 00	21,450 00	1,625 00	1,300 00	9,950 00	436,367 00
Natrona	47,788 00	225,982 00	177,362 00	10,767 00	55,075 00	650 00	8,450 00	149,610 00	836,365 65
Niobrara	23,154 00	61,442 00	41,806 00	100 00	10,071 00	150 00	1,200 00	3,100 00	122,456 00
Park	51,553 00	101,290 00	69,689 00	2,740 00	31,445 00	1,220 00	1,900 00	34,615 00	825,678 00
Platte	26,350 00	73,710 00	55,815 00	15 00	9,125 00	225 00	750 00	5,870 00	235,033 94
Sheridan	59,619 00	218,660 00	88,271 00	2,367 00	67,229 00	2,565 00	5,050 00	56,590 00	789,707 00
Sweetwater	31,830 00	123,999 00	8,980 00	3,110 00	35,140 00	1,000 00	800 00	18,825 00	531,782 00
Uinta	27,635 00	73,050 00	56,863 00	.....	17,245 00	75 00	1,200 00	2,950 00	251,000 00
Washakie	19,600 00	43,200 00	17,290 00	1,865 00	5,740 00	70 00	800 00	8,730 00	85,769 00
Weston	27,835 00	51,355 00	25,572 00	1,434 00	12,715 00	.....	1,475 00	8,175 00	250,680 00
TOTALS	\$628,442 00	\$2,538,733 00	\$1,322,153 00	\$60,683 00	\$532,186 00	\$21,870 00	\$65,942 00	\$566,123 00	\$7,724,306 00

STATE AND COUNTY VALUATION IN DETAIL FOR THE YEAR 1918—Continued

COUNTY	CARRIAGES, WAGONS, VEHICLES	AUTOMOBILES AND MOTORCYCLES	FARMING UTENSILS AND MECHANICS' TOOLS	CLOCKS, WATCHES, JEWELRY, GOLD AND SILVER PLATE, FANCIOUS STONES	MUSICAL INSTRUMENTS	PRIVATE LIBRARIES	LAW LIBRARIES	HOUSEHOLD FURNITURE	CAPITAL EMPLOYED IN MERCHANDISE
Albany	\$26,950 00	\$229,990 00	\$ 40,735 00	\$11,250 00	\$52,085 00	\$2,080 00	\$ 5,550 00	\$11,675 00	\$394,240 00
Big Horn	41,278 00	173,575 00	77,373 00	1,075 00	38,086 00	1,525 00	3,710 00	18,635 00	371,059 00
Campbell	32,621 00	72,585 00	37,614 00	118 00	5,140 00	1,275 00	650 00	950 00	71,450 00
Carbon	47,760 00	257,585 00	45,480 00	6,855 00	27,530 00	1,975 00	3,690 00	34,230 00	447,925 00
Converse	47,300 00	294,867 00	50,735 00	4,225 00	36,035 00	490 00	1,775 00	33,310 00	429,459 00
Crook	54,300 00	118,320 00	64,879 00	1,671 00	19,092 00	185 00	950 00	9,342 00	148,175 00
Fremont	60,670 00	304,115 00	68,510 00	4,857 00	35,313 00	1,615 00	3,315 00	21,149 00	465,247 00
Goshute	35,587 00	137,435 00	108,304 00	1,578 00	14,202 00	427 00	3,770 00	3,770 00	143,869 00
Hot Springs	22,765 00	170,325 00	97,690 00	3,175 00	14,950 00	500 00	600 00	50,800 00	318,295 00
Johnson	36,450 00	121,639 00	65,400 00	250 00	12,490 00	600 00	1,585 00	31,715 00	190,725 00
Laramie	44,562 00	524,635 00	369,196 00	10,044 00	70,870 00	4,500 00	14,595 00	128,770 00	1,132,520 00
Lincoln	80,262 00	196,565 00	362,680 00	300 00	24,800 00	1,150 00	1,450 00	9,740 00	483,776 00
Natrona	66,484 00	648,461 00	1,558,784 00	14,540 00	67,258 00	1,575 00	9,975 00	269,566 00	1,778,326 00
Niobrara	22,460 00	125,606 00	48,061 00	120 00	12,775 00	70 00	1,300 00	8,700 00	140,265 00
Park	55,164 00	194,485 00	82,144 00	2,100 00	36,665 00	1,135 00	1,940 00	35,590 00	387,200 00
Platte	38,523 00	137,225 00	163,543 00	530 00	11,680 00	285 00	425 00	16,817 20	327,276 00
Sheridan	68,922 00	361,005 00	167,012 00	3,815 00	83,685 00	2,795 00	5,300 00	95,950 00	1,126,584 00
Sweetwater	30,029 00	194,210 00	13,202 00	3,150 00	36,190 00	1,175 00	.....	25,050 00	563,004 00
Union	27,105 00	102,910 00	61,475 00	4,500 00	16,905 00	50 00	1,200 00	8,550 00	250,250 00
Washakie	22,205 00	89,375 00	20,500 00	825 00	6,225 00	20 00	500 00	8,850 00	153,194 00
Weston	24,940 00	61,710 00	25,610 00	1,050 00	9,425 00	1,150 00	725 00	6,050 00	271,308 00
TOTALS	\$686,235 00	\$4,516,293 00	\$3,528,927 00	\$76,028 00	\$631,401 00	\$23,577 00	\$60,044 00	\$329,400 20	\$9,594,117 00

STATE AND COUNTY VALUATION IN DETAIL FOR THE YEAR 1917—Concluded

COUNTY	Capital Employed in Manufactures	Stock and Shares in Corporations	Money and Credits After Deducting Debts	OUTPUT OF MINES					Other Property not Enumerated	Totals
				Coal	Iron	Copper	Oil	Gas		
Albany	\$ 33,300 00	\$455,654 00	\$ 22,795 00	\$70 00			\$118,279 20	\$53,553 60	\$ 8,290 00	\$ 15,585,402 85
Big Horn	252,782 00	229,735 00	12,040 00						204,165 45	9,135,481 77
Campbell	4,650 00	67,367 00	100 00						18,377 00	6,363,483 52
Carbon	4,800 00	423,928 00	35,000 00	707,909 00					227,515 00	16,622,257 37
Converse	6,250 00	179,583 00	3,000 00	398 00			11,008 00		275,979 00	9,927,721 77
Crook	32,025 00	73,270 00							15,750 00	7,357,254 76
Fremont	34,868 00	279,271 00		169,430 00			72,006 20		140,135 80	12,985,999 39
Goehen	44,750 00	60,040 00	9,667 00						33,149 00	6,062,773 15
Hot Springs	12,150 00	86,950 00	53,303 00	391,284 00			1,126,718 35		107,146 65	6,591,101 63
Johnson	21,297 00	52,800 00	1,800 00						17,890 00	7,272,917 60
Laramie	224,901 00	436,608 00	196,490 00						183,757 00	25,190,885 37
Lincoln	37,750 00	307,225 00	100 00	1,733,573 00					74,844 00	16,856,331 50
Natrona	1,333,398 00	296,566 00	33,712 00				3,387,701 35		25,225 00	19,074,546 67
Niobrara		80,295 00							33,388 00	6,463,414 05
Park	57,100 00	118,025 00	12,398 00						184,905 00	8,330,187 33
Platte	5,950 00	93,502 63	7,400 00	\$764,083 75					14,620 00	10,816,282 19
Sheridan	462,312 00	617,100 00	2,610 00	\$327,060 00					133,264 00	21,203,087 05
Sweetwater	90,575 00	434,699 00		1,196,644 00					35,799 83	21,935,562 00
Uinta	23,000 00	161,241 00		3,029,256 00					33,011 00	9,418,068 08
Washakie	13,550 00	31,737 00	1,100 00	43,459 00			2,491 00		71,191 00	4,188,232 18
Weston	24,750 00	85,671 00		287,113 00					8,475 00	6,515,344 15
TOTALS	\$2,717,156 00	\$4,573,298 63	\$394,516 00	\$7,559,636 00	\$764,083 75	\$327,060 00	\$4,718,204 10	\$53,553 60	\$1,846,877 73	\$247,896,464 68

STATE AND COUNTY VALUATION IN DETAIL FOR THE YEAR 1918—Concluded

COUNTY	Capital Employed in Manufactures	Stock and Shares in Corporations	Money and Credits After Deducting Debts	OUTPUT OF MINES					Other Property not Enumerated	Totals
				Coal	Iron	Copper	Oil	Gas		
Albany	\$157,650 00	\$459,398 00	\$30,820 00	.....	.....	.....	.....	.....	\$ 14,231 00	\$17,508,812 40
Big Horn	280,250 00	252,555 00	9,173 00	\$310 00	.....	.....	\$16,916 00	.....	1,218,242 00	11,512,013 52
Chapman	3,900 00	67,247 00	.....	.....	.....	.....	.....	.....	18,483 00	7,798,992 74
Carbon	3,050 00	494,104 00	33,000 00	837,318 00	.....	.....	.....	.....	277,150 00	19,416,733 84
Cassia	6,050 00	179,861 00	25,250 00	868 00	.....	.....	.....	.....	1,844,033 00	15,235,654 62
Crook	26,600 00	87,250 00	4,900 00	.....	.....	.....	.....	.....	36,605 00	8,535,985 01
Fremont	89,603 00	274,053 00	12,011 00	.....	.....	.....	.....	.....	439,229 60	16,114,283 56
Geahon	.....	85,200 00	22,896 00	.....	.....	.....	.....	.....	32,285 00	7,668,590 11
Hot Springs	39,730 00	100,200 00	25,155 00	501,372 00	.....	.....	2,571,121 00	.....	814,672 00	10,021,749 66
Johanna	35,050 00	231,434 00	.....	.....	.....	.....	.....	.....	17,035 00	8,435,354 60
Laramie	250,520 00	520,526 00	344,159 00	1,930,173 00	.....	.....	.....	.....	30,097 00	26,270,358 38
Laud	70,175 00	335,163 00	1,070 00	.....	.....	.....	.....	.....	34,251 00	19,421,227 48
Natrona	1,448,402 00	371,433 00	42,435 00	.....	.....	.....	3,653,545 00	.....	60,470 00	27,826,727 08
Niobrara	.....	89,575 00	200 00	.....	.....	.....	.....	.....	237,380 00	8,295,240 25
Park	68,650 00	119,825 00	34,640 00	.....	.....	.....	.....	.....	154,418 00	11,350,808 48
Platte	13,200 00	95,876 52	10,837 00	.....	.....	.....	.....	.....	16,937 00	12,609,249 18
Sheridan	1,004,715 00	622,586 00	96,175 00	1,635,711 00	\$791,840 40	\$390,950 00	.....	.....	80,800 00	24,009,876 12
Sweetwater	92,250 00	473,688 00	.....	3,216,343 00	.....	.....	.....	.....	23,400 00	24,074,423 40
Uinta	15,350 00	203,791 00	.....	71,297 00	.....	.....	3,376 00	.....	22,836 00	10,091,844 95
Washakie	26,750 00	37,005 00	21,775 00	.....	.....	.....	845 00	.....	93,220 00	5,312,083 15
Weston	25,000 00	107,942 00	1,100 00	263,828 00	.....	.....	.....	.....	16,863 00	7,038,266 77
<b>TOTALS</b>	<b>\$3,658,987 00</b>	<b>\$5,208,812 52</b>	<b>\$715,598 00</b>	<b>\$6,456,920 00</b>	<b>\$791,840 40</b>	<b>\$390,950 00</b>	<b>\$3,604,089 00</b>	<b>\$16,916 00</b>	<b>\$5,482,867 00</b>	<b>\$296,546,264 30</b>





**APPENDIX B.**

---

**SHOWING THE CLASSIFICATION, NUMBER OF ACRES,  
AVERAGE ASSESSED VALUE PER ACRE, AND  
TOTAL ASSESSED VALUE OF EACH CLASS  
OF LANDS IN EACH COUNTY OF  
THE STATE FOR THE YEARS  
1917 AND 1918.**



FIFTH BIENNIAL REPORT

1917

COUNTY	CLASS 1 IRRIGATED LANDS—CULTIVATED				CLASS 2 IRRIGATED LANDS—UNCULTIVATED				CLASS 3 DRY FARMING LANDS				CLASS 4 GRAZING LANDS			
	Acres	Value	Average		Acres	Value	Average		Acres	Value	Average		Acres	Value	Average	
			age				age				age				age	
Albany	8,846	\$ 173,208 00	\$19 58		55,941	\$ 783,745 00	\$14 01		10,563	\$97,707 00	\$9 25		1,083,420	\$2,820,332 00	\$2 60	
Big Horn	41,869	1,026,708 00	24 52		38,797	627,646 00	16 43		116,393	453,314 00	4 15		116,393	453,314 00	4 15	
Campbell					44,108	697,937 00	15 74		18,736	110,604 00	7 03		187,649	879,412 30	5 09	
Carbon	23,451	586,275 00	25 00		9,118	181,158 00	19 57		0 124	69,347 00	7 60		1,315,842	2,765,694 00	2 02	
Converse	12,119	424,830 00	35 00		6,811	47,278 00	27 75		60,616	485,975 00	7 99		233,445	2,794,892 00	2 07	
Crook	41,637	1,114,880 00	26 52		63,763	476,278 00	27 45		34,692	215,004 00	6 04		988,693	2,721,812 00	4 01	
Fremont	15,301	453,880 00	29 51		21,067	276,249 00	13 90		19,013	180,155 00	10 00		314,826	1,237,235 00	3 94	
Goehen	8,301	192,890 00	23 00		9,454	109,230 00	20 00		12,016	82,046 00	10 00		91,492	387,548 00	4 00	
Hot Springs	29,822	854,890 00	28 64		17,735	263,298 00	15 98		2,204	52,046 00	8 99		531,575	983,515 00	4 00	
Johnson	3,826	80,318 00	21 01		17,785	264,405 00	15 01		5,697,099	3,354,294 00	5 99		531,575	1,899,046 58	3 57	
Laramie	65,165	1,091,708 00	15 37		161,582	1,538,682 00	19 48		23,460	282,034 00	9 81		944,963	1,083,083 00	4 13	
Lincoln	7,287	272,498 00	37 65		161,582	1,538,682 00	19 48		177,111	9,778 00	7 98		1,771,111	1,822,383 00	3 85	
Niobrara	262	10,490 00	40 00		4,525	68,010 00	15 11		33,055	247,012 00	7 50		331,074	1,822,383 00	4 20	
Pawnee	36,407	1,047,419 00	28 77		4,525	68,010 00	15 11		33,055	247,012 00	7 50		331,074	1,822,383 00	4 20	
Platte	60,351	1,820,435 50	30 17		23,735	322,771 00	13 60		825	9,770 00	11 84		160,528	683,917 00	4 20	
Sheridan	60,773	2,527,591 00	49 78		20,456	346,786 30	16 95		43,805	306,598 15	6 98		204,303	695,735 27	3 41	
Sweetwater	6,169	123,380 00	20 00		10,697	104,070 00	28 07		23,494	356,283 00	15 17		298,957	1,323,580 00	4 43	
Union	8,338	174,599 00	20 95		34,773	576,357 00	16 57		847	7,688 00	9 08		1,763,226	3,090,623 00	1 76	
Washakie	21,071	703,900 00	33 41		16,480	454,870 00	27 60		321	3,210 00	10 00		462,471	1,124,133 00	2 00	
Weston	1,380	48,100 00	34 86		1,494	25,950 00	17 37		39,111	241,307 00	6 17		58,554	273,943 00	4 68	
TOTALS	447,237	\$12,767,621 50	\$28 59		568,549	\$7,627,026 30	\$13 41		878,413	\$5,948,866 15	\$6 77		9,210,302	\$27,426,670 15	\$2 98	




1917

COUNTY	CLASS 5 COAL LANDS			CLASS 6 TIMBER LANDS			CLASS 7 MINERAL LANDS			CLASS 8 OIL LANDS		
	Acres	Value	Aver- age	Acres	Value	Aver- age	Acres	Value	Aver- age	Acres	Value	Aver- age
Albany	.....	.....	.....	1,109	\$6,760 00	\$6 10	6,505	\$63,331 00	\$9 74	1,316	\$10,715 00	\$8 14
Big Horn	1,440	\$7,200 00	\$5 00	.....	.....	.....	.....	.....	.....	.....	.....	.....
Campbell	13,492	264,245 00	15 59	27,219	68,047 00	2 50	11,913	71,620 00	6 01	.....	.....	.....
Carbon	860	16,800 00	19 53	840	8,400 00	10 00	3,306	87,411 00	26 44	.....	.....	.....
Converse	440	4,400 00	10 00	28,618	155,730 00	5 28	1,695	17,387 00	10 26	.....	.....	.....
Crook	33,182	259,437 00	7 82	.....	.....	.....	12,088	32,287 00	2 67	.....	.....	.....
Fremont	.....	.....	.....	.....	.....	.....	.....	.....	.....	.....	.....	.....
Goheen	3,235	64,700 00	20 00	5,836	14,590 00	2 50	80	40 00	50	.....	.....	.....
Hot Springs	835	8,350 00	10 00	40	100 00	2 50	.....	.....	.....	.....	.....	.....
Johnson	.....	.....	.....	.....	.....	.....	.....	.....	.....	.....	.....	.....
Laramie	9,376	152,721 00	16 29	1,060	2,700 00	2 50	826	4,730 00	5 73	.....	.....	.....
Lincoln	.....	.....	.....	.....	.....	.....	4,218	41,793 00	9 91	.....	.....	.....
Madison	.....	.....	.....	.....	.....	.....	.....	.....	.....	.....	.....	.....
Nebraska	.....	.....	.....	.....	.....	.....	.....	.....	.....	.....	.....	.....
Niobrara	.....	.....	.....	.....	.....	.....	.....	.....	.....	.....	.....	.....
Park	245	2,450 00	10 00	874	4,570 00	5 23	4,374	27,037 00	6 18	.....	.....	.....
Platte	10,086	194,513 00	19 29	12,672	31,661 00	2 50	2,785	81,936 86	29 42	.....	.....	.....
Sheridan	7,205	97,221 00	13 49	.....	.....	.....	.....	.....	.....	.....	.....	.....
Sweetwater	913	14,700 00	16 10	.....	.....	.....	.....	.....	.....	.....	.....	.....
Union	.....	.....	.....	.....	.....	.....	.....	.....	.....	.....	.....	.....
Washakie	.....	.....	.....	7,795	28,535 00	3 66	3,304	16,636 00	5 04	.....	.....	.....
Weston	2,624	11,450 00	4 37	.....	.....	.....	.....	.....	.....	.....	.....	.....
TOTALS	83,933	\$1,098,187 00	\$13 08	87,083	\$321,093 00	\$3 69	51,094	\$444,208 86	\$8 69	1,316	\$10,715 00	\$8 14

1918

COUNTY	CLASS 5 COAL LANDS			CLASS 6 TIMBER LANDS			CLASS 7 MINERAL LANDS			CLASS 8 OIL LANDS		
	Acres	Value	Average	Acres	Value	Average	Acres	Value	Average	Acres	Value	Average
Albany	.....	.....	.....	1,440	\$8,580 00	\$5.96	8,026	\$83,502 00	\$7.91	.....	.....	.....
Big Horn	.....	.....	.....	.....	.....	.....	.....	.....	.....	.....	.....	.....
Campbell	.....	.....	.....	.....	.....	.....	.....	.....	.....	.....	.....	.....
Carbon	800	\$4,000 00	\$ 5.00	27,139	67,947 00	2.50	12,853	74,485 00	5.89	.....	.....	.....
Converse	13,980	272,820 00	19.50	1,837	20,450 00	11.13	2,623	47,233 00	18.00	.....	.....	.....
Crook	1,174	26,845 00	22.87	23,581	128,695 00	5.43	1,569	15,987 00	10.23	.....	.....	.....
Fremont	440	4,400 00	10.00	1,100	5,500 00	5.00	444	2,220 00	5.00	.....	.....	.....
Goeben	1,200	44,000 00	36.67	.....	.....	.....	.....	.....	.....	.....	.....	.....
Hot Springs	.....	.....	.....	5,470	13,675 00	2.50	80	40 00	.50	.....	.....	.....
Johnson	1,480	29,600 00	20.00	40	100 00	2.50	.....	.....	.....	.....	.....	.....
Laramie	474	5,740 00	12.10	.....	.....	.....	.....	.....	.....	.....	.....	.....
Lincoln	.....	.....	.....	1,078	2,697 00	2.50	866	4,730 00	5.46	.....	.....	.....
Natrona	8,442	136,010 00	16.11	.....	.....	.....	3,860	34,331 00	8.92	.....	.....	.....
Niobrara	.....	.....	.....	.....	.....	.....	.....	.....	.....	.....	.....	.....
Park	.....	.....	.....	.....	.....	.....	.....	.....	.....	.....	.....	.....
Platte	.....	.....	.....	.....	.....	.....	.....	.....	.....	.....	.....	.....
Sheridan	8,500	167,010 00	19.75	.....	.....	.....	4,913	30,605 00	6.25	.....	.....	.....
Sweetwater	6,507	144,901 00	22.27	13,281	32,036 00	2.41	2,680	75,906.94	28.32	.....	.....	.....
Tioga	4,527	144,901 00	32.01	.....	.....	.....	.....	.....	.....	.....	.....	.....
Union	4,169	19,990 00	4.81	.....	.....	.....	.....	.....	.....	.....	.....	.....
Washakie	.....	.....	.....	6,634	23,390 00	3.53	4,220	15,125 00	3.58	.....	.....	.....
Weston	1,570	9,075 00	5.78	.....	.....	.....	.....	.....	.....	.....	.....	.....
TOTALS	51,756	\$865,291 00	\$16.72	81,600	\$302,870 00	\$3.71	41,914	\$364,254.54	\$8.60	2,885	\$199,685 00	\$69.21



**APPENDIX C.**

---

**SHOWING THE LEVY, AMOUNT OF TAX AND THE  
PURPOSE FOR WHICH LEVIED IN EACH COUNTY  
OF THE STATE FOR THE YEARS 1916, 1917  
AND 1918. ALSO SPECIAL SCHOOL  
TAXES LEVIED IN EACH SCHOOL  
DISTRICT IN THE STATE FOR  
THE YEARS 1916-17-18.**

## FIFTH BIENNIAL REPORT

## ALBANY COUNTY

Valuation 1916 ..... \$15,294,398 56  
 Valuation 1917 ..... 15,585,602 85  
 Valuation 1918 ..... 17,506,812 40

Purpose	Levy 1916	Tax 1916	Levy 1917	Tax 1917	Levy 1918	Tax 1918
State Tax .....	4	\$61,177 59	3 85	\$60,004 57	3 7	\$64,775 20
General County .....	5 5	84,119 19	5 5	85,720 82	5 3	92,786 10
General School .....	1 94	29,671 13	1 87	29,145 08	1 73	30,286 78
Library .....	.25	3,823 60	.25	3,896 40	.25	4,376 70
State Deficiency .....			1 58	24,625 25		
Hospital Fund .....			.45	7,013 52	3	5,252 04
<b>TOTALS</b> .....	<b>11 69</b>	<b>\$178,791 51</b>	<b>13 5</b>	<b>\$210,405 64</b>	<b>11 28</b>	<b>\$197,476 82</b>

## SCHOOL DISTRICTS

District No.	Levy 1916	Tax 1916	Levy 1917	Tax 1917	Levy 1918	Tax 1918
* 1 .....	4 62	\$25,878 84	6 77	\$38,678 88	6 74	\$41,249 76
4 .....	.55	505 00				
5 .....	2 5	4,021 92	2 62	4,020 10	2 43	4,154 14
10 .....			1 06	301 46	3.	1,028 06
11 .....	3 04	1,000 40				
12 .....	1 36	150 77				
15 .....	3 24	1,952 10				
16 .....			3 5	402 87	3 5	573 92
18 .....	1 23	600 4	1 40	700 92	1 3	720 76
20 .....					1 82	911 69
23 .....	3 5	9 00	2	443 88		
24 .....	8 5	4,200 6	3 5	153 02	3 5	283 29
27 .....	3 5	89,96	3 5	872 37		
* 30 .....	1 36	2,014 25	72	1,001 64	.7	1,077 85
Irrigation Districts .....			76 4	41,332 40		
<b>TOTALS</b> .....		<b>\$38,307 60</b>		<b>\$87,907 54</b>		<b>\$49,999 47</b>

\* Irrigation Districts

COMMISSIONER OF TAXATION

BIG HORN COUNTY

Valuation 1916 ..... \$ 8,305,906 03  
 Valuation 1917 ..... 9,135,481. 77  
 Valuation 1918 ..... 11,512,013 52

Purpose	Levy 1916	Tax 1916	Levy 1917	Tax 1917	Levy 1918	Tax 1918
State Tax	4.	\$33,223.62	3 85	\$35,171.60	3 7	\$42,504.45
General County	6.2	51,496.62	6 5	59,380.63	5 9	67,920.88
General School	2.5	20,764.76	2 75	25,122.57	2 72	31,312.68
Library	.25	2,076.48	.2	1,827.10	.18	2,072.16
County Bond Interest	.5	4,152.95	.8	7,308.88	.8	9,209.61
County Fair	.25	2,076.48	.25	2,283.87	.17	1,957.04
County Agent	.1	830.59	.1	913.55	.08	920.96
Special Road			2.	18,270.96		
<b>TOTALS</b>	<b>13.8</b>	<b>\$114,621.50</b>	<b>16.45</b>	<b>\$150,278.66</b>	<b>13.55</b>	<b>\$155,987.78</b>

SCHOOL DISTRICTS

District No.	Levy 1916	Tax 1916	Levy 1917	Tax 1917	Levy 1918	Tax 1918
1.	5.7	\$2,567.76	5 75	\$2,737.40	9 2	\$4,037.81
2.			2.	629.89	4 05	2,327.87
3.	9.	6,840.43	18.5	3,600.82	19.	23,939.39
* 4.	3 85	872.32	.35	82.48	9.02	2,457.14
5.	2.5	440.45			2 5	644.02
6.	2.	309.81	2.	319.23	6 5	1,204.99
7.	4.	328.00	1.5	117.79		
8.	3.	280.86			6.	764.25
9.			1.	115.02		
10.	3 65	621.93	5.	831.84	3 7	794.88
13.			2.5	305.75		
15.	4.	1,629.97	4.	1,892.22	4 13	2,142.41
* 17.	5.5	7,990.78	9.	13,923.15	10 3	16,585.50
* 18.			3.	359.19	8.	115.88
19.	5.	871.48	5.	999.46	4 7	892.31
20.	3.5	1,008.69	5.5	1,451.74	5.2	1,813.10
21.	1.	18.00				
25.	2.	231.50	2.5	300.78	2.	180.75
26.	2.75	358.82	2.5	332.00	.5	86.33
28.	6.5	3,476.59	2.5	1,481.96	6 1	5,948.62
30.					9.5	3,024.03
32.			5.	1,924.38	3 65	1,522.78
33.	3 75	597.16	4.	699.52	9.35	1,929.27
34.	2.	390.00				
35.			1.5	319.66		
37.					7.5	1,258.62
41.	6.4	5,509.31	9.1	11,036.02	8 85	17,505.95
42.	3.5	138.81			1.5	59.58
43.	2.	116.64	3.5	235.96	3.	222.00
45.	1.	66.75	4.	330.29	9.1	1,032.35
49.	3.5	228.16			3.	234.45
50.					1.35	257.57
51.					1.2	129.93
High School						
<b>TOTALS</b>		<b>\$34,894.22</b>		<b>\$44,026.55</b>		<b>\$91,111.68</b>

\* High School Districts



## FIFTH BIENNIAL REPORT

## CAMPBELL COUNTY

Valuation 1916 ..... \$5,687,922.59  
 Valuation 1917 ..... 6,363,463.52  
 Valuation 1918 ..... 7,798,992.74

Purpose	Levy 1916	Tax 1916	Levy 1917	Tax 1917	Levy 1918	Tax 1918
State Tax .....	4.	\$22,751.69	3.85	\$24,499.33	3.7	\$28,856.27
General County .....	6.5	36,971.50	6.4	40,726.16	6.3	49,133.65
General School .....	2.5	14,219.81	2.5	15,908.66	3.	23,396.98
<b>TOTALS</b> .....	<b>13.</b>	<b>\$73,943.00</b>	<b>12.75</b>	<b>\$81,134.15</b>	<b>13.</b>	<b>\$101,386.90</b>

## SCHOOL DISTRICTS

District No.	Levy 1916	Tax 1916	Levy 1917	Tax 1917	Levy 1918	Tax 1918
1 .....	3.5	\$4,998.54	3.5	\$2,101.12	9.5	\$7,141.49
2 .....	3.5	3,235.08	3.5	3,334.76	3.5	3,927.20
3 .....	3.	1,683.69	3.	1,833.99	3.5	2,382.59
4 .....	3.5	1,817.72	3.5	2,477.98	6.	4,897.72
5 .....	3.	4,056.41	3.5	1,590.79	3.5	1,567.41
6 .....	3.5	3,159.60	3.5	3,320.06	2.	2,277.39
7 .....			3.5	3,371.80	3.5	3,890.46
8 .....			3.5	1,054.43	3.5	1,557.72
9 .....			3.5	860.45	3.5	1,769.48
10 .....			3.5	2,021.08	3.	2,330.66
<b>TOTALS</b> .....		<b>\$18,951.04</b>		<b>\$21,966.46</b>		<b>\$31,742.12</b>

COMMISSIONER OF TAXATION

CARBON COUNTY

Valuation 1916 .....	\$16,564,741.65
Valuation 1917 .....	16,622,257.37
Valuation 1918 .....	19,416,733.84

Purpose	Levy 1916	Tax 1916	Levy 1917	Tax 1917	Levy 1918	Tax 1918
State Tax .....	4.	\$66,258.96	3.85	\$63,995.69	3.7	\$71,841.92
General County .....	5.4	89,449.60	5.4	89,760.19	5.1	99,025.34
General School .....	1.55	25,675.35	1.63	27,094.28	1.35	26,212.59
<b>TOTALS .....</b>	<b>10.95</b>	<b>\$181,383.91</b>	<b>10.88</b>	<b>\$180,850.16</b>	<b>10.15</b>	<b>\$197,079.85</b>

SCHOOL DISTRICTS

District No.	Levy 1916	Tax 1916	Levy 1917	Tax 1917	Levy 1918	Tax 1918
3 .....	5.27	\$20,885.68	6.2	\$24,961.70	7.41	\$32,752.64
* 4 .....	5.1	1,956.77	6.2	2,270.34	3.	1,163.07
5 .....	.22	276.56	.3	333.28	1.5	571.95
6 .....			.8	771.92	2.5	2,687.95
7 .....	1.2	2,144.24	8.5	17,953.09	8.5	25,607.61
8 .....	3.5	424.56				
9 .....	2.93	1,983.08	2.14	1,470.48	3.	2,465.70
12 .....	1.	240.65				
13 .....			.5	631.73		
14 .....	.7	505.60	.9	658.22		
15 .....	2.	964.74	1.7	943.80	2.	1,462.03
* 16 .....	3.3	509.78	4.2	644.32		
18 .....	8.2	2,522.30	5.	1,534.29	3.5	1,172.48
24 .....					.6	291.36
27 .....	4.4	1,342.30	5.3	1,648.75	5.1	1,694.04
28 .....	2.	440.05				
* 29 .....	3.1	427.24	4.2	564.14		
33 .....	1.	25.72				
High School .....					3.8	3,158.38
<b>TOTALS .....</b>		<b>\$34,649.27</b>		<b>\$54,386.06</b>		<b>\$73,027.21</b>

\* High School Districts

CONVERSE COUNTY

Valuation 1916 ..... \$ 9,196,916.50  
 Valuation 1917 ..... 9,927,721.77  
 Valuation 1918 ..... 15,235,654.62

Purpose	Levy 1916	Tax 1916	Levy 1917	Tax 1917	Levy 1918	Tax 1918
State Tax .....	4.	\$36,787.67	3.85	\$38,221.72	3.7	\$56,371.92
General County .....	4.8	44,145.20	5.	49,638.60	4.	60,942.62
General School .....	1.6	14,715.07	1.2	11,913.27	1.3	19,806.35
Library .....	.18	1,655.44	.3	2,978.32	.2	3,047.13
County Bond Interest .....	.28	2,575.14	.25	2,481.93	.15	2,285.35
County Bond Sinking .....	.34	3,126.95	.4	3,971.09	.....	.....
<b>TOTALS .....</b>	<b>11.2</b>	<b>\$103,005.47</b>	<b>11.</b>	<b>\$109,204.93</b>	<b>9.35</b>	<b>\$142,453.37</b>

SCHOOL DISTRICTS

District No.	Levy 1916	Tax 1916	Levy 1917	Tax 1917	Levy 1918	Tax 1918
* 1 .....	.....	.....	.....	.....	2.5	\$ 346.25
2 .....	2.2	\$ 125.75	3.	\$ 216.88	1.5	152.40
3 .....	3.5	168.32	.....	.....	.....	.....
4 .....	1.4	100.29	1.4	91.47	.....	.....
5 .....	.....	.....	5.	2,070.94	5.	2,774.84
6 .....	.....	.....	1.	194.96	1.	249.00
10 .....	5.	3,456.91	5.	1,263.36	10.	3,715.92
14 .....	1.25	1,216.05	.....	.....	.....	.....
15 .....	1.94	2,305.09	2.24	3,349.32	5.	21,449.47
* 17 .....	1.65	6,147.11	3.15	12,857.63	3.05	16,373.28
* 19 .....	2.5	1,813.43	.....	.....	.....	.....
* 20 .....	1.8	263.53	.....	.....	1.7	363.85
* 22 .....	.....	.....	.....	.....	1.7	414.97
23 .....	8.	1,087.75	4.	571.93	1.1	305.36
24 .....	.....	.....	.....	.....	1.5	118.38
High School .....	2.2	12,419.80	2.4	14,853.08	2.1	16,485.42
<b>TOTALS .....</b>	.....	<b>\$29,104.03</b>	.....	<b>\$35,469.57</b>	.....	<b>\$62,749.14</b>

\* High School Districts

COMMISSIONER OF TAXATION

CROOK COUNTY

Valuation 1916 .....	\$6,922,338.48
Valuation 1917 .....	7,357,254.76
Valuation 1918 .....	8,535,985.01

Purpose	Levy 1916	Tax 1916	Levy 1917	Tax 1917	Levy 1918	Tax 1918
State Tax .....	4.	\$27,689.35	3.85	\$28,325.43	3.7	\$31,583.14
General County .....	6.	41,534.03	6.	44,143.53	6.	51,215.91
General School .....	3.	20,767.01	3.	22,071.76	3.	25,607.96
<b>TOTALS</b> .....	<b>13.</b>	<b>\$89,990.39</b>	<b>12.85</b>	<b>\$94,540.72</b>	<b>12.7</b>	<b>\$108,407.01</b>

SCHOOL DISTRICTS

District No.	Levy 1916	Tax 1916	Levy 1917	Tax 1917	Levy 1918	Tax 1918
1 .....	10.	\$3,193.74	5.5	\$1,780.04	9.	\$3,043.43
2 .....			1.	1,747.60	2.	4,103.00
5 .....	1.	138.97	3.5	491.10		
8 .....			2.	342.11	1.	184.34
10 .....	2.	382.09	5.5	1,050.29	5.	1,170.80
11 .....	2.	835.81	2.5	1,270.03		
14 .....	2.	145.00				
15 .....			1.	1,024.74	1.	1,268.72
16 .....	7.	3,208.20	7.	3,075.55	7.	3,812.63
17 .....	3.5	536.27	2.	311.12	2.	309.91
18 .....	3.	594.00			1.5	410.75
19 .....	5.	1,366.24	5.	1,441.69	6.5	2,193.85
20 .....	3.	135.78	3.	139.41		
21 .....	2.	583.30	3.5	1,041.53		
22 .....			3.	1,173.35		
23 .....	6.	1,257.18	6.	1,397.46	3.	775.24
24 .....			8.5	241.09		
25 .....					3.5	133.14
26 .....					2.	64.32
<b>TOTALS</b> .....		<b>\$12,376.58</b>		<b>\$16,527.11</b>		<b>\$17,470.13</b>

FREMONT COUNTY

Valuation 1916 ..... \$11,269,715.88  
 Valuation 1917 ..... 12,985,999.39  
 Valuation 1918 ..... 16,114,283.56

Purpose	Levy 1916	Tax 1916	Levy 1917	Tax 1917	Levy 1918	Tax 1918
State Tax.....	4.	\$45,078.86	3.85	\$49,996.10	3.7	\$59,622.85
General County.....	5.9	66,491.32	5.8	75,318.79	5.4	87,017.13
General School.....	2.42	27,272.71	2.3	29,867.80	2.	32,228.56
Library.....	.24	2,704.73	.2	2,597.20	.25	4,028.57
Judgment.....			.1	1,298.60		
County Fair.....	.13	1,465.06	.1	1,298.60	.1	1,611.43
<b>TOTALS</b> .....	<b>12.69</b>	<b>\$143,012.68</b>	<b>12.35</b>	<b>\$160,377.09</b>	<b>11.45</b>	<b>\$184,508.54</b>

SCHOOL DISTRICTS

District No.	Levy 1916	Tax 1916	Levy 1917	Tax 1917	Levy 1918	Tax 1918
1.....	5.	\$8,084.78	6.4	\$10,744.53	6.	\$12,298.91
2.....	1.	107.54			1.	116.60
4.....	1.7	104.06	1.5	93.06	1.4	100.84
7.....	1.8	203.88				
8.....	.32	99.66	.25	100.45	3.8	1,278.17
10.....	1.2	156.78	1.1	169.95	7.	142.94
11.....	2.	639.01				
12.....	3.35	1,378.59	3.73	1,793.32	4.6	2,297.49
13.....					1.	202.51
14.....	3.	515.69	3.2	487.26	.4	73.79
15.....	1.7	423.04	1.1	261.49		
17.....	1.5	302.38			.5	126.70
18.....			2.9	1,027.60		
20.....					3.5	436.02
21.....	2.	647.35	3.5	1,229.62	1.	440.68
23.....	.6	109.52	.5	99.79	.5	115.25
24.....	3.8	4,928.84	3.65	1,781.00	2.5	1,573.87
25.....	7.9	8,550.56	10.23	12,908.84	10.	16,722.51
27.....	9.2	3,916.22	4.8	1,244.56	3.3	1,042.74
28.....	3.5	349.15	3.5	289.11		
29.....			2.	296.26	1.	304.20
30.....					2.	131.03
32.....					3.5	446.31
33.....			2.	136.39	3.5	284.89
34.....	.6	29.75	.2	31.55	1.4	291.94
35.....	3.7	496.83	3.4	508.91	2.2	383.52
36.....	3.2	599.45	2.2	522.72		
37.....	2.	474.83				
38.....	3.5	646.42			3.5	386.78
39.....	3.5	408.31	3.5	705.84	1.7	704.74
40.....	3.5	2,819.25	2.5	601.94		
<b>TOTALS</b> .....		<b>\$35,991.89</b>		<b>\$35,034.19</b>		<b>\$39,902.43</b>

GOSHEN COUNTY

Valuation 1916 ..... \$5,304,795.91  
 Valuation 1917 ..... 6,062,773.15  
 Valuation 1918 ..... 7,668,599.11

Purpose	Levy 1916	Tax 1916	Levy 1917	Tax 1917	Levy 1918	Tax 1918
State Tax .....	4.	\$21,219.18	3 85	\$23,341.68	3.7	\$28,373.81
General County .....	5 5	29,176 38	6.	36,376 64	4.	30,674 40
General School .....	3.	15,914 39	3.	18,188 31	3.	23,005.80
County Bond Interest .....	2	1,060.96				
<b>TOTALS .....</b>	<b>12.7</b>	<b>\$67,370 91</b>	<b>12 85</b>	<b>\$77,906 63</b>	<b>10.7</b>	<b>\$82,054 01</b>

SCHOOL DISTRICTS

District No.	Levy 1916	Tax 1916	Levy 1917	Tax 1917	Levy 1918	Tax 1918
1.....	3.5	\$ 2,943.65	3.5	\$ 2,909.47	6.	\$ 7,136.40
2.....	3.5	4,588.09	3.9	5,944.69	6 35	11,142.58
3.....	9.24	16,570.40	9.2	17,351.38	9.15	21,203.40
4.....	3.66	4,974.43	3.65	5,135.77	3 61	6,929.36
5.....			3.5	1,449.48	6.	2,655.37
<b>TOTALS .....</b>		<b>\$29,076.57</b>		<b>\$32,790.79</b>		<b>\$49,067.11</b>

## FIFTH BIENNIAL REPORT

## HOT SPRINGS COUNTY

Valuation 1916 ..... \$ 4,839,641.31  
 Valuation 1917 ..... 6,591,101.83  
 Valuation 1918 ..... 10,021,749.66

Purpose	Levy 1916	Tax 1916	Levy 1917	Tax 1917	Levy 1918	Tax 1918
State Tax.....	4.	\$19,358.56	3.85	\$25,375.74	3.7	\$37,080.47
General County.....	6.5	31,457.67	6.4	42,183.05	6.	60,130.49
General School.....	1.25	6,049.55	1.75	11,534.43	1.25	12,527.19
Library.....	.375	1,814.87	.375	2,471.66	.375	3,758.16
Road and Bridge.....	2.	9,679.28	2.	13,182.20	.....	.....
<b>TOTALS</b> .....	<b>14.125</b>	<b>\$68,359.93</b>	<b>14.375</b>	<b>\$94,747.08</b>	<b>11.325</b>	<b>\$113,496.31</b>

## SCHOOL DISTRICTS

District No.	Levy 1916	Tax 1916	Levy 1917	Tax 1917	Levy 1918	Tax 1918
1.....	.....	.....	2.6	\$ 597.99	1.	\$ 344.81
2.....	2.5	\$ 342.84	5.5	784.22	5.5	1,009.65
3.....	3.5	704.78	3.5	951.90	6.	2,118.30
4.....	.....	.....	2.	795.44	4.	1,638.40
5.....	1.5	754.27	2.5	3,975.26	1.5	5,529.33
6.....	1.	239.80	5.	1,251.88	2.	536.31
7.....	2.5	655.49	3.	855.82	2.	872.06
8.....	2.	633.15	5.5	1,544.58	5.	1,483.18
9.....	6.	9,206.75	9.	16,418.11	9.5	22,487.43
10.....	5.5	1,023.42	2.5	518.03	4.5	1,098.91
11.....	6.	1,240.08	7.5	1,581.89	7.	1,718.49
12.....	2.	357.96	2.5	456.91	2.5	659.73
13.....	6.5	782.96	10.	1,249.82	8.	1,053.71
14.....	.....	.....	1.5	407.71	1.	445.64
15.....	1.5	268.79	1.5	340.78	1.5	423.34
16.....	.....	.....	8.	751.49	8.	612.41
<b>TOTALS</b> .....	.....	<b>\$16,210.29</b>	.....	<b>\$32,479.83</b>	.....	<b>\$42,031.70</b>

COMMISSIONER OF TAXATION

JOHNSON COUNTY

Valuation 1916 ..... \$6,590,535.00  
 Valuation 1917 ..... 7,272,917.60  
 Valuation 1918 ..... 8,435,354.60

Purpose	Levy 1916	Tax 1916	Levy 1917	Tax 1917	Levy 1918	Tax 1918
State Tax .....	4.	\$26,362.14	3.85	\$28,000.73	3.7	\$31,210.81
General County .....	6.4	42,179.42	6.3	45,819.38	6.2	52,299.19
General School .....	1.9	12,522.01	1.95	14,182.19	1.8	15,183.64
Library .....	.5	3,295.27	.45	3,272.81	.45	3,795.91
Judgment .....					2.	16,870.71
<b>TOTALS</b> .....	<b>12.8</b>	<b>\$84,358.84</b>	<b>12.55</b>	<b>\$91,275.11</b>	<b>14.15</b>	<b>\$119,360.26</b>

SCHOOL DISTRICTS

District No.	Levy 1916	Tax 1916	Levy 1917	Tax 1917	Levy 1918	Tax 1918
1 .....	1.5	\$ 402.45	3.5	\$ 998.97	3.5	\$ 1,380.45
* 2 .....	1.36	3,173.77	3.85	9,586.55	7.33	19,255.27
* 4 .....	.5	513.52	1.1	1,218.67		
8 .....			2.	157.14		
* 9 .....					3.5	2,880.25
10 .....	1.6	523.18	3.33	1,287.25	5.9	2,034.86
12 .....			.4	109.92		
* 13 .....	1.25	154.03				
* 14 .....	2.36	526.21	.35	78.58	.33	82.90
* 15 .....			3.85	243.27	3.83	539.36
* 17 .....					.4	262.75
18 .....			3	100.02	3.5	187.82
* 44 .....			7.35	303.67	7.93	493.12
Irrigation District .....	1.2	52.99				
High School .....	1.54	7,440.97	1.98	10,453.57	1.9	11,618.02
<b>TOTALS</b> .....		<b>\$12,787.12</b>		<b>\$24,537.61</b>		<b>\$38,734.80</b>

\* High School Districts



## FIFTH BIENNIAL REPORT

## LARAMIE COUNTY

Valuation 1916 .....	\$24,476,957.68
Valuation 1917 .....	25,190,855.37
Valuation 1918 .....	26,270,358.38

Purpose	Levy 1916	Tax 1916	Levy 1917	Tax 1917	Levy 1918	Tax 1918
State Tax .....	4.	\$97,907.83	3.85	\$96,984.79	3.7	\$97,200.32
General County .....	3.8	93,012.44	4.	100,763.42	3.7	97,200.32
General School .....	2.25	55,073.15	2.3	57,938.97	2.17	57,006.68
Library .....	.22	5,384.93	.22	5,541.99	.22	5,779.48
County Bond Interest .....	.3	7,343.09	.3	7,557.25	.27	7,093.00
County Bond Sinking .....	.41	10,035.55				
Court House .....			2.	50,381.71	2.	52,540.7
<b>TOTALS</b> .....	<b>10.98</b>	<b>\$268,756.99</b>	<b>12.67</b>	<b>\$319,168.13</b>	<b>12.06</b>	<b>\$316,820.52</b>

## SCHOOL DISTRICTS

District No.	Levy 1916	Tax 1916	Levy 1917	Tax 1917	Levy 1918	Tax 1918
1 .....	3.016	\$36,955.17	3.27	\$40,732.26	3.8	\$47,083.54
2 .....	2.4	5,532.23	2.2	5,294.46	1.	2,804.68
3 .....	3.5	3,954.81	3.5	4,349.63	6.8	8,652.33
4 .....	2.1	3,614.23	1.8	3,183.50	1.1	2,055.71
5 .....	3.5	4,057.42	3.5	4,352.46	3.5	5,211.76
6 .....	3.5	3,735.87	3.5	3,433.73	3.5	3,728.50
7 .....	3.5	4,125.76	5.7	7,096.63	11.	15,100.09
8 .....	3.3	4,296.79	4.05	5,495.87	5.	7,219.24
9 .....	3.5	3,992.67	3.5	4,153.89	3.	3,759.14
10 .....	1.5	1,829.32	3.2	4,170.12	3.5	4,585.16
<b>TOTALS</b> .....		<b>\$72,094.27</b>		<b>\$82,262.55</b>		<b>\$100,200.15</b>

COMMISSIONER OF TAXATION

LINCOLN COUNTY

Valuation 1916 .....	\$15,604,512.51
Valuation 1917 .....	16,856,331.50
Valuation 1918 .....	19,421,227.48

Purpose	Levy 1916	Tax 1916	Levy 1917	Tax 1917	Levy 1918	Tax 1918
State Tax .....	4.	\$62,418.05	3.85	\$64,896.87	3.7	\$71,858.54
General County .....	5.5	85,824.82	5.4	91,024.19	5.1	99,048.26
General School .....	2.81	43,848.68	2.69	45,343.53	2.41	46,805.16
County Agent .....	.05	780.23	.06	1,011.38	.062	1,204.11
County Fair .....	.1	1,560.45	.....	.....	.....	.....
<b>TOTALS</b> .....	<b>12.46</b>	<b>\$194,432.23</b>	<b>12.</b>	<b>\$202,275.97</b>	<b>11.272</b>	<b>\$218,916.07</b>

SCHOOL DISTRICTS

District No.	Levy 1916	Tax 1916	Levy 1917	Tax 1917	Levy 1918	Tax 1918
1 .....	4.61	\$15,163.13	5.06	\$19,393.44	5.31	\$24,107.67
2 .....	2.86	6,020.19	2.78	6,004.94	2.69	6,011.77
5 .....	2.62	7,809.12	2.49	7,840.84	6.08	23,392.71
8 .....	4.11	4,178.60	4.54	4,940.71	4.4	5,512.89
9 .....	.....	.....	.....	.....	.6	509.52
10 .....	2.	513.01	1.7	499.85	1.6	541.64
19 .....	7.2	12,843.41	8.12	15,403.79	9.42	21,664.99
20 .....	7.71	4,321.11	7.23	3,932.83	6.19	3,548.07
21 .....	3.5	1,590.73	2.	1,082.60	3.5	2,025.12
22 .....	3.5	634.49	.....	.....	3.5	739.94
23 .....	3.32	476.61	4.03	678.04	5.03	576.67
<b>TOTALS</b> .....	.....	<b>\$53,550.40</b>	.....	<b>\$59,687.04</b>	.....	<b>\$88,630.99</b>

## FIFTH BIENNIAL REPORT

## NATRONA COUNTY

Valuation 1916 ..... \$15,392,872.03  
 Valuation 1917 ..... 19,074,556.87  
 Valuation 1918 ..... 27,826,727.08

Purpose	Levy 1916	Tax 1916	Levy 1917	Tax 1917	Levy 1918	Tax 1918
State Tax .....	4.	\$61,571.49	3 85	\$73,437.04	3.7	\$102,958.89
General County .....	5 25	80,812.58	5.	95,372.78	4.14	115,202.65
General School .....	1.125	17,316.98	.9	17,167.10	.712	19,812.63
Library .....	.2	3,078.57	.2	3,814.91	.2	5,565.34
County Bond Interest .....	.25	3,848.22	.4	7,629.82	.3	8,348.02
County Fair .....	.16	2,462.86				
<b>TOTALS</b> .....	<b>10.985</b>	<b>\$169,090.70</b>	<b>10 35</b>	<b>\$197,421.65</b>	<b>9.052</b>	<b>\$251,887.53</b>

## SCHOOL DISTRICTS

District No.	Levy 1916	Tax 1916	Levy 1917	Tax 1917	Levy 1918	Tax 1918
* 2.....	4 2	\$38,186.11	3.4	\$40,814.44	3.97	\$75,181.44
* 3.....			1.	423.66	1.5	1,020.57
6.....					3.5	155.65
7.....	1 8	200.60	1.7	209.98		
* 9.....	1.3	1,547.15	.8	1,085.31	1.11	2,001.36
* 12.....					.64	200.09
13.....	.5	397.89				
* 16.....			.6	654.39		
18.....	1 7	2,063.20	1.5	2,113.59	1.73	3,004.12
High School.....	1 4	17,743.31	1.27	20,342.43	1.43	34,186.37
<b>TOTALS</b> .....		<b>\$60,138.26</b>		<b>\$65,643.80</b>		<b>\$115,749.60</b>

\* High School Districts

COMMISSIONER OF TAXATION

NIORARA COUNTY

Valuation 1916 ..... \$5,379,642 72  
 Valuation 1917 ..... 6,463,414 05  
 Valuation 1918 ..... 8,295,240 25

Purpose	Levy 1916	Tax 1916	Levy 1917	Tax 1917	Levy 1918	Tax 1918
State Tax .....	4.	\$21,518.57	3 85	\$24,884.14	3 7	\$30,692.39
General County .....	5.5	29,588.04	5 5	35,548.78	5.	41,476.20
General School .....	2 9	15,800.96	2 9	18,743.90	2.8	23,226.67
Library .....	.10	537.96	.2	1,292.68	.2	1,659.05
Special Road .....			.5	3,231.71	1.5	12,442.86
<b>TOTALS</b> .....	<b>12.5</b>	<b>\$67,245.53</b>	<b>12.95</b>	<b>\$83,701.21</b>	<b>13.2</b>	<b>\$109,497.17</b>

SCHOOL DISTRICT

District No.	Levy 1916	Tax 1916	Levy 1917	Tax 1917	Levy 1918	Tax 1918
1.....	5.	\$6,780.05	5 5	\$8,629.77	4.5	\$8,099.34
2.....	8 5	4,496.60	8 5	4,419.13	10.5	5,834.33
3.....	3.	603.34	3 5	940.94	3.5	928.48
5.....			.5	351.64	1.	577.21
6.....	2.75	1,486.70	3 5	2,196.99		
7.....			2.	430.93	1.	228.99
8.....	3.485	796.11	3 5	910.67	3.5	743.62
9.....	2.5	489.17	2.	491.58		
10.....	3.5	1,824.85	3.5	2,278.94	3.5	1,929.50
11.....	2.	314.28	3.5	642.88		
13.....	2.	1,165.21	.75	597.09	1.5	2,195.63
<b>TOTALS</b> .....		<b>\$17,956.31</b>	<b>.....</b>	<b>\$21,890.56</b>		<b>\$20,537.10</b>

## FIFTH BIENNIAL REPORT

## PARK COUNTY

Valuation 1916 ..... \$ 7,181,402.74  
 Valuation 1917 ..... 8,330,187.33  
 Valuation 1918 ..... 11,350,808.48

Purpose	Levy 1916	Tax 1916	Levy 1917	Tax 1917	Levy 1918	Tax 1918
State Tax .....	4.	\$28,725.61	3.85	\$32,071.22	3.7	\$41,997.99
General County .....	6 3	45,242.83	6.	49,981.12	5.5	62,429.44
General School .....	2.	14,362.80	2.	16,660.37	1.9	21,566.84
Library .....	21	1,508.09	.19	1,582.74	.13	1,475.60
County Bond Interest .....	27	1,938.98	3	2,499.06	.23	2,610.69
Judgment .....			2.	16,660.37		
County Agent .....	14	1,005.40				
County Road .....			2.	16,660.37		
<b>TOTALS</b> .....	<b>12 92</b>	<b>\$92,783.71</b>	<b>16 34</b>	<b>\$136,115.25</b>	<b>11.46</b>	<b>\$130,080.26</b>

## SCHOOL DISTRICTS

District No.	Levy 1916	Tax 1916	Levy 1917	Tax 1917	Levy 1918	Tax 1918
1.....	7.9	\$ 5,280.79	7.6	\$ 5,586.72	9.07	\$ 6,667.09
2.....	11.22	12,600.79	11.5	16,047.99	9.	17,628.58
3.....	2.	305.54	6.2	964.85	2.9	508.74
4.....	2.	661.48	2.7	712.71	1.9	560.25
5.....			1.75	609.80	3.3	876.34
6.....	6.9	10,985.26	5.5	8,367.08	6.55	11,093.54
9.....	5.	635.24			2.	246.13
11.....	3.5	734.03				
* 12.....	2.5	466.35	1.7	360.19	1.5	379.85
13.....	1.5	227.18			1.	252.70
14.....					2.2	341.01
* 15.....	3.5	435.75	1.5	259.79	2.	442.45
* 16.....	3.	822.57	2.	512.91	2.	678.23
17.....			1.	105.82	1.5	173.55
21.....	1.	42.18				
22.....	3.5	1,098.38	2.	679.93	2.	831.25
* 23.....	3.5	721.30	3.5	744.17		
24.....	3.5	130.37	3.	247.47	4.	258.88
25.....			3.5	2,339.41	3.5	6,183.50
26.....			3.9	375.86	3.9	358.68
27.....			3.9	220.93	5.4	376.97
28.....			3.9	286.38	3.9	378.63
29.....					1.	229.09
<b>TOTALS</b> .....		<b>\$35,147.21</b>		<b>\$38,422.01</b>		<b>\$48,466.46</b>

\* High School Districts

COMMISSIONER OF TAXATION

PLATTE COUNTY

Valuation 1916 ..... \$ 9,795,422 95  
 Valuation 1917 ..... 10,816,282 19  
 Valuation 1918 ..... 12,609,249 18

Purpose	Levy 1916	Tax 1916	Levy 1917	Tax 1917	Levy 1918	Tax 1918
State Tax .....	4	\$39,181 69	3 85	\$41,642 68	3 7	\$46,654 22
General County .....	5 4	52,895 28	5 35	57,867 11	5 26	66,324 65
General School .....	3	29,336 26	3	32,448 85	3	37,827 75
Library .....	.23	2,252 95	.232	2,509 38	.32	4,034 96
County Bond Interest .....	.12	1,175 45	.157	1,698 16	.114	1,437 45
County Bond Sinking .....	.51	4,995 66	.93	10,059 14		
Judgment .....	1 44	14,105 41				
Court House and Jail .....			.21	2,271 42	3	37,827 75
Bond Interest .....					.27	3,404 50
<b>TOTALS</b> .....	<b>14.7</b>	<b>\$143,992 70</b>	<b>13 729</b>	<b>\$148,496 74</b>	<b>15 664</b>	<b>\$197,511 28</b>

SCHOOL DISTRICTS

District No.	Levy 1916	Tax 1916	Levy 1917	Tax 1917	Levy 1918	Tax 1918
2 .....	3 5	\$5,534 48	3 5	\$ 6,242 83	5 5	\$13,014 32
5 .....	4 8	4,531 83	3 5	3,402 95	5 3	6,025 41
7 .....	3 5	1,991 14	1 7	927 69	4	2,368 42
8 .....	.5	517 73	4 03	3,867 58	4	4,241 15
9 .....	5.77	20,873 04	6.97	26,180 56	6.84	29,080 84
12 .....	7.2	5,156 65	4 6	4,026 89	6.55	7,177 35
13 .....	5.5	2,192 70	6 5	2,856 36	8	5,343 37
14 .....	3	2,799 74	5.62	8,003 26	7.2	11,210 81
<b>TOTALS</b> .....		<b>\$43,597 31</b>		<b>\$55,508 12</b>		<b>\$78,461 67</b>

FIFTH BIENNIAL REPORT

SHERIDAN COUNTY

Valuation 1916 ..... \$19,958,375 35  
 Valuation 1917 ..... 21,203,057 05  
 Valuation 1918 ..... 24,009,876 12

Purpose	Levy 1916	Tax 1916	Levy 1917	Tax 1917	Levy 1918	Tax 1918
State Tax .....	4	\$79,833 10	3 85	\$81,631.77	3 7	\$88,836 54
General County .....	4 11	82,028 51	4.	84,812 23	4.	96,039 50
General School .....	1 99	39,716 97	2 14	45,374 54	2.	48,019 75
Library .....	.151	3,013 70	.156	3,307 68	.14	3,361 38
County Bond Interest .....	.113	2,255 28	.107	2,268 73	.08	1,920 79
County Bond Sinking .....	.151	3,013 70	.142	3,010 83	.13	3,121 28
<b>TOTALS .....</b>	<b>10.515</b>	<b>\$209,861.26</b>	<b>10 395</b>	<b>\$220,405.78</b>	<b>10 05</b>	<b>\$241,299 24</b>

SCHOOL DISTRICTS

District No.	Levy 1916	Tax 1916	Levy 1917	Tax 1917	Levy 1918	Tax 1918
1.....	2.	\$ 1,424 01	3 5	\$ 2,519.90	3 5	\$ 2,981 34
2.....	4 4	355 20	.....	.....	3 5	297 18
3.....	4.	1,035 89	8 5	1,410 63	3 5	751 45
5.....	2 3	1,031 41	2 2	1,007 24	.....	.....
6.....	1 9	306 03	1 7	300 92	5 1	908 61
7.....	8.92	70,067.89	6.7	53,701.21	7.06	64,947 53
8.....	.....	.....	.....	.....	1.	545 42
10.....	3.	797 69	.....	.....	.....	.....
11.....	.....	.....	.....	.....	3.	925 74
12.....	1.	324 10	.....	.....	1.	439 74
13.....	3 5	726 06	5.	1,289 54	3 5	944 18
14.....	.....	.....	1 8	201 46	1 6	210 60
15.....	2 51	275 59	3 5	402 08	2.	254 24
16.....	.....	.....	.5	73 71	1.	169 36
17.....	2.	465 50	2.	445 12	2.	465 30
19.....	6 5	101 43	.....	.....	.6	111 18
20.....	3 5	1,994 39	2 75	1,851 17	.54	414 25
21.....	3 5	2,599 11	3 5	2,880 48	3 5	3,202 65
22.....	1 81	1,356 47	8 5	5,279 27	8.	5,310 90
23.....	2 3	830 94	3.	1,135 64	.....	.....
24.....	3 5	917 91	3 5	957 45	3 5	927 71
25.....	.9	100 30	.....	.....	.....	.....
26.....	.....	.....	1 3	316 00	2.	423 23
27.....	2.	133 66	2.	139 83	3 1	243 31
28.....	.....	.....	3 5	1,436 40	2 7	1,427 53
29.....	3	309 95	3.	318 38	3.	305 95
30.....	1 2	105 56	.....	.....	2 1	208 29
31.....	3.	1,335 43	3.	1,667 73	3.	1,872 76
32.....	1 5	636 10	.....	.....	2 2	1,684 57
33.....	3 1	1,673 31	4 86	2,644 90	2 8	1,650 43
34.....	2 2	488 61	2 6	580 99	2 4	566 51
35.....	3 5	604 64	3 5	768 62	3 5	831 30
36.....	3 5	1,685 94	3 5	2,189 08	3 5	2,615 80
37.....	3.	762 12	3 5	1,068 75	2.	619 97
38.....	1 8	302 43	.....	.....	1 7	312 31
39.....	2 6	438 65	3 5	573 18	3 1	553 50
42.....	5 1	501 75	3 5	665 67	5 5	1,157 02
43.....	.....	.....	3 5	961 73	3 5	960 61
44.....	.....	.....	7.	1,053 99	7 7	1,685 98
<b>TOTALS .....</b>	<b>.....</b>	<b>\$93,688 07</b>	<b>.....</b>	<b>\$87,841.07</b>	<b>.....</b>	<b>\$100,926 35</b>

COMMISSIONER OF TAXATION

SWEETWATER COUNTY

Valuation 1916 .....	\$20,707,298 17
Valuation 1917 .....	21,935,562 00
Valuation 1918 .....	24,074,423 40

Purpose	Levy 1916	Tax 1916	Levy 1917	Tax 1917	Levy 1918	Tax 1918
State Tax .....	4.	\$32,829 19	3 85	\$84,451 91	3 7	\$89,075 36
General County .....	4 5	93,182 84	4 49	93,490 67	4 46	107,371 93
General School .....	1.	20,707 30	1.	21,935 56	1	24,074 42
Library .....	.1	2,070 73	.1	2,193 56	.11	2,648 19
State Deficiency .....	.15	3,106 09	.....	.....	.....	.....
County Fair .....	.072	1,490 93	.....	.....	.....	.....
<b>TOTALS</b> .....	<b>9.822</b>	<b>\$203,387.08</b>	<b>9.44</b>	<b>\$207,071.70</b>	<b>9.27</b>	<b>\$223,169.90</b>

SCHOOL DISTRICTS

District No.	Levy 1916	Tax 1916	Levy 1917	Tax 1917	Levy 1918	Tax 1918
2 .....	1 82	\$ 3,603 18	1 8	\$ 3,659 63	3 8	\$ 8,057 31
3 .....	2 3	303 47	2 3	301 19	.....	.....
4 .....	5.	22,384 36	5.	23,753 27	7.	35,260 11
6 .....	.36	513 69	.35	502 80	.....	.....
13 .....	.....	.....	2 5	149 99	2 2	156 17
14 .....	3 5	196 14	2.	121 76	2	115 78
15 .....	.....	.....	.....	.....	2 1	2,070 88
16 .....	.18	402 15	.18	406 15	.....	.....
17 .....	.44	997 30	.....	.....	1 1	2,532 88
18 .....	.....	.....	2	5,082 30	2 4	6,061 08
20 .....	5.	658 42	3 1	449 15	4.	624 77
22 .....	.....	.....	3 5	287 24	3.	285 80
23 .....	.....	.....	2 3	1,010 64	3 5	1,346 80
<b>TOTALS</b> .....	.....	<b>\$29,063 71</b>	.....	<b>\$35,724 12</b>	.....	<b>\$56,511 58</b>



## FIFTH BIENNIAL REPORT

## UINTA COUNTY

Valuation 1916 ..... \$ 9,160,591.19  
 Valuation 1917 ..... 9,418,068.08  
 Valuation 1918 ..... 10,091,844.00

Purpose	Levy 1916	Tax 1916	Levy 1917	Tax 1917	Levy 1918	Tax 1918
State Tax .....	4.	\$36,642 36	3 85	\$36,259 56	3 7	\$37,339 82
General County .....	6 1	55,879 61	6 1	57,450 21	6	60,551 06
General School .....	2 075	19,008 23	2	18,836 14	2 08	20,991 04
Library .....	.375	3,435 22	.375	3,531 78	.4	4,036 74
County Bond Sinking .....	7	6,412 41	5	4,709 03	.....	.....
Judgment .....	.75	6,870 44	.....	.....	.....	.....
<b>TOTALS</b> .....	<b>14.</b>	<b>\$128,248 27</b>	<b>12 825</b>	<b>\$120,786 72</b>	<b>12.18</b>	<b>\$122,918 66</b>

## SCHOOL DISTRICTS

District No.	Levy 1916	Tax 1916	Levy 1917	Tax 1917	Levy 1918	Tax 1918
1 .....	5 25	\$18,949 32	4 9	\$18,136 27	5 8	\$23,210 57
2 .....	2.	1,083 50	2.	1,101 44	2.	1,227 70
3 .....	2.	3,271 66	3.5	5,853 74	3.5	5,910 56
4 .....	3 5	11,174 94	3.5	11,491 62	7.	24,306 77
5 .....	3.5	632 72	2.	420 50	3.5	997 32
<b>TOTALS</b> .....		<b>\$35,112 14</b>		<b>\$37,003 57</b>		<b>\$55,842 42</b>

WASHAKIE COUNTY

Valuation 1916 ..... \$3,913,571.57  
 Valuation 1917 ..... 4,188,232.18  
 Valuation 1918 ..... 5,312,083.15

Purpose	Levy 1916	Tax 1916	Levy 1917	Tax 1917	Levy 1918	Tax 1918
State Tax .....	4.	\$15,654.28	3.85	\$16,124.69	3.7	\$19,654.70
General County .....	6.5	25,438.21	6.5	27,223.51	6.4	33,997.33
General School .....	2.1	8,218.50	2.	8,376.46	2.	10,624.17
Special Road .....	.....	.....	2.	8,376.46	.....	.....
<b>TOTALS</b> .....	<b>12.6</b>	<b>\$49,310.99</b>	<b>14.35</b>	<b>\$60,101.12</b>	<b>12.1</b>	<b>\$64,276.20</b>

SCHOOL DISTRICTS

District No.	Levy 1916	Tax 1916	Levy 1917	Tax 1917	Levy 1918	Tax 1918
1 .....	1.1	\$ 710.11	1.5	\$ 924.77	2.5	\$ 1,834.19
2 .....	2.5	602.45	3.	871.21	.....	.....
3 .....	3.5	1,009.28	2.	639.86	3.	1,532.62
4 .....	.....	.....	5.	631.38	.....	.....
5 .....	.....	.....	.....	.....	2.	1,241.49
6 .....	5.	6,055.57	6.5	8,804.63	8.	14,294.35
7 .....	2.5	1,081.31	2.	806.38	3.	1,197.37
8 .....	1.75	830.50	3.	1,554.56	4.	2,159.78
<b>TOTALS</b> .....	.....	<b>\$10,289.22</b>	.....	<b>\$14,331.79</b>	.....	<b>\$22,259.80</b>

## FIFTH BIENNIAL REPORT

## WESTON COUNTY

Valuation 1916 ..... \$6,071,851.63  
 Valuation 1917 ..... 6,515,344.15  
 Valuation 1918 ..... 7,038,266.77

Purpose	Levy 1916	Tax 1916	Levy 1917	Tax 1917	Levy 1918	Tax 1918
State Tax .....	4.	\$24,287.40	3.85	\$25,084.07	3.7	\$26,041.59
General County .....	6.4	38,859.85	6.4	41,698.20	6.3	44,341.08
General School .....	3.	18,215.55	3.	19,546.03	3.	21,114.80
Library .....	.2	1,214.37	.25	1,628.84	.25	1,759.56
County Bond Interest .....	.2	1,214.37	.25	1,628.84	.1	703.83
County Bond Sinking .....					.1	703.83
<b>TOTALS</b> .....	<b>13.8</b>	<b>\$83,791.54</b>	<b>13.75</b>	<b>\$89,585.98</b>	<b>13.45</b>	<b>\$94,664.69</b>

## SCHOOL DISTRICTS

District No.	Levy 1916	Tax 1916	Levy 1917	Tax 1917	Levy 1918	Tax 1918
1.....	4.1	\$19,900.94	9.5	\$32,383.70	3.04	\$10,945.57
2.....	2.	1,495.46	2.	779.67	2.	1,612.87
3.....					.3	90.18
4.....	1.25	216.06	5.	1,020.00	3.4	521.76
5.....			3.5	227.66	3.8	184.15
6.....			4.	391.30	1.9	303.90
7.....					3.9	6,969.70
<b>TOTALS</b> .....		<b>\$21,612.46</b>		<b>\$34,802.33</b>		<b>\$20,628.13</b>

**APPENDIX D.**

---

**SHOWING THE AMOUNT OF STATE AND COUNTY  
TAXES ASSESSED AGAINST EACH CLASS OF  
PROPERTY IN EVERY COUNTY IN THE  
STATE FOR THE YEARS  
1916, 1917, 1918.**

## RAILROAD COMPANY—STATE AND COUNTY TAXES

COUNTY	Levy 1916	Tax 1916	Levy 1917	Tax 1917	Levy 1918	Tax 1918
Albany .....	11.69	\$53,269.81	13.5	\$62,884.01	11.28	\$52,543.09
Big Horn .....	13.8	26,199.30	16.45	34,353.36	13.55	28,297.14
Campbell .....	13.	21,301.80	12.75	20,892.15	13.	21,301.80
Carbon .....	10.95	49,741.91	10.88	48,210.80	10.15	44,976.07
Converse .....	11.2	30,376.64	11.	31,561.75	9.35	28,827.49
Crook .....	13.	7,034.30	12.85	6,953.13	12.7	6,668.77
Fremont .....	12.69	31,491.50	12.35	32,105.68	11.45	29,765.99
Goshen .....	12.7	9,113.52	12.85	9,221.16	10.7	7,678.32
Hot Springs .....	14.125	9,732.13	14.375	10,996.88	11.325	8,663.63
Johnson .....	12.8	.....	12.55	.....	14.15	1,260.06
Laramie .....	10.98	68,990.41	12.67	79,609.16	12.06	75,776.36
Lincoln .....	12.46	51,101.08	12.	49,217.76	11.272	46,559.90
Natrona .....	10.985	37,408.32	10.35	37,443.20	9.052	32,747.42
Niobrara .....	12.5	11,225.00	12.95	11,620.10	13.2	11,853.60
Park .....	12.92	12,494.29	16.34	15,924.56	11.46	11,168.63
Platte .....	14.7	35,597.52	13.729	33,226.93	15.664	37,935.08
Sheridan .....	10.515	30,485.09	10.395	30,137.18	10.05	29,136.96
Uinta .....	14.	52,373.86	12.825	47,978.20	12.18	45,565.26
Sweetwater .....	9.822	83,850.90	9.44	80,593.72	9.27	80,042.00
Washakie .....	12.6	8,791.65	14.35	11,013.98	12.1	9,287.05
Weston .....	13.8	28,301.04	13.75	28,198.50	13.45	27,583.26
<b>TOTALS .....</b>		<b>\$658,890.07</b>		<b>\$682,151.21</b>		<b>\$635,637.88</b>

## TELEGRAPH AND TELEPHONE COMPANY—STATE AND COUNTY TAXES

COUNTY	Levy 1916	Tax 1916	Levy 1917	Tax 1917	Levy 1918	Tax 1918
Albany .....	11.69	\$1,524.39	13.5	\$1,793.96	11.28	\$1,590.99
Big Horn .....	13.8	524.31	16.45	626.23	13.55	659.19
Campbell .....	13.	172.32	12.75	183.08	13.	188.24
Carbon .....	10.95	1,367.33	10.88	1,391.25	10.15	1,503.28
Converse .....	11.2	616.10	11.	620.10	9.35	563.97
Crook .....	13.	155.10	12.85	158.98	12.7	207.12
Fremont .....	12.69	787.10	12.35	791.66	11.45	710.39
Goshen .....	12.7	229.02	12.85	170.70	10.7	199.89
Hot Springs .....	14.125	280.85	14.375	337.09	11.325	178.81
Johnson .....	12.8	422.25	12.55	423.89	14.15	505.85
Laramie .....	10.98	1,527.19	12.67	1,810.19	12.06	1,830.41
Lincoln .....	12.46	749.20	12.	727.39	11.272	689.56
Natrona .....	10.985	866.36	10.35	837.25	9.052	807.01
Niobrara .....	12.5	228.95	12.95	270.17	13.2	288.72
Park .....	12.92	474.49	16.34	606.57	11.46	565.15
Platte .....	14.7	904.85	13.729	845.79	15.664	994.21
Sheridan .....	10.515	781.86	10.395	805.07	10.05	1,291.03
Sweetwater .....	9.822	1,995.38	9.44	1,919.09	9.27	2,103.85
Uinta .....	14.	1,615.57	12.825	1,470.33	12.18	1,444.67
Washakie .....	12.6	325.92	14.35	379.34	12.1	290.44
Weston .....	13.8	332.19	13.75	348.53	13.45	354.91
<b>TOTALS .....</b>		<b>\$15,880.73</b>		<b>\$16,516.66</b>		<b>\$16,947.69</b>

CAR COMPANIES—STATE AND COUNTY TAXES

COUNTY	Levy 1916	Tax 1916	Levy 1917	Tax 1917	Levy 1918	Tax 1918
Albany	11 69	\$2,370 32	13 5	\$3,010 31	11 28	\$2,406 61
Big Horn	13 8	621 51	16 45	963 57	13 55	1,720 93
Campbell	13	190 56	12 75	219 81	13	223 68
Carbon	10 95	2,301 84	10 88	2,514 60	10 15	2,243 92
Converse	11 2	713 97	11	996 14	9 35	1,393 80
Crook	13	59 60	12 85	68 90	12 7	68 00
Fremont	12 69	363 43	12 35	487 12	11 45	523 12
Goshen	12 7		12 85	355 64	10 7	357 70
Hot Springs	14 125	254 66	14 375	292 66	11 325	778 31
Johnson	12 8		12 55		14 15	
Laramie	10 98	2,551 86	12 67	3,206 95	12 06	3,096 67
Lincoln	12 46	752 67	12	800 16	11 272	779 66
Natrona	10 985	621 51	10 35	799 31	9 052	1,165 49
Niobrara	12 5	220 58	12 95	363 00	13 2	648 92
Park	12 92	23 06	16 34	37 94	11 46	32 14
Platte	14 7	665 56	13 729	822 54	15 664	1,172 40
Sheridan	10 515	273 08	10 395	317 08	10 05	305 95
Sweetwater	9 822	3,840 20	9 44	4,059 79	9 27	3,826 43
Uinta	14	2,354 76	12 825	2,388 14	12 18	2,310 20
Washakie	12 6	208 55	14 35	308 93	12 1	1,237 04
Weston	13 8	253 52	13 75	296 68	13 45	289 63
<b>TOTALS</b>		<b>\$18,641 24</b>		<b>\$22,309 27</b>		<b>\$24,580 80</b>

LAND AND IMPROVEMENTS—STATE AND COUNTY TAXES

COUNTY	Levy 1916	Tax 1916	Levy 1917	Tax 1917	Levy 1918	Tax 1918
Albany	11 69	\$50,123 88	13 5	\$61,736 96	11 28	\$54,646 02
Big Horn	13 8	39,060 04	16 45	42,452 65	13 55	36,340 95
Campbell	13	13,537 71	12 75	16,098 54	13	20,614 75
Carbon	10 95	55,546 80	10 88	53,668 25	10 15	51,642 13
Converse	11 2	19,777 44	11	20,802 57	9 35	21,652 39
Crook	13	47,854 44	12 85	49,964 94	12 7	52,537 03
Fremont	12 69	41,680 08	12 35	45,161 91	11 45	47,866 97
Goshen	12 7	25,215 09	12 85	34,068 64	10 7	36,408 88
Hot Springs	14 125	17,352 63	14 375	18,842 79	11 325	15,644 18
Johnson	12 8	30,473 69	12 55	31,915 59	14 15	34,586 82
Laramie	10 98	67,985 04	12 67	81,180 38	12 06	78,307 34
Lincoln	12 46	56,118 78	12	54,839 30	11 272	52,330 00
Natrona	10 985	23,740 27	10 35	24,033 13	9 052	17,111 04
Niobrara	12 5	24,668 85	12 95	28,653 75	13 2	32,013 50
Park	12 92	33,161 78	16 34	47,763 90	11 46	41,580 99
Platte	14 7	53,958 51	13 729	53,272 98	15 664	70,113 44
Sheridan	10 515	61,787 60	10 395	62,941 88	10 05	65,082 83
Sweetwater	9 822	47,328 99	9 44	45,531 04	9 27	45,351 07
Uinta	14	28,950 43	12 825	27,062 40	12 18	26,424 69
Washakie	12 6	19,679 46	14 35	23,024 01	12 1	19,592 39
Weston	13 8	19,669 87	13 75	21,142 07	13 45	22,375 35
<b>TOTALS</b>		<b>\$777,651 38</b>		<b>\$844,157 68</b>		<b>\$842,222 76</b>

## TOWN LOTS AND IMPROVEMENTS—STATE AND COUNTY TAXES

COUNTY	Levy 1916	Tax 1916	Levy 1917	Tax 1917	Levy 1918	Tax 1918
Albany	11 69	\$26,418 29	13 5	\$30,707 90	11 28	\$26,393 83
Big Horn	13 8	12,908 83	16 45	17,099 23	13 55	17,261 68
Campbell	13	2,774 26	12 75	2,529 54	13	4,200 98
Carbon	10 95	17,110 70	10 88	17,425 20	10 15	16,884 34
Converse	11 2	11,519 75	11	12,025 86	9 35	15,986 25
Crook	13	3,293 71	12 85	3,241 18	12 7	3,682 92
Fremont	12 69	17,738 35	12 35	19,633 57	11 45	22,387 47
Goshen	12 7	2,273 81	12 85	2,540 36	10 7	4,585 99
Hot Springs	14 125	10,766 74	14 375	12,850 27	11 325	12,087 76
Johnson	12 8	8,623 37	12 55	9,595 20	14 15	11,566 75
Laramie	10 98	73,539 92	12 67	86,244 37	12 06	75,976 13
Lincoln	12 46	13,271 76	12	14,006 09	11 272	13,230 94
Natrona	10 985	27,110 40	10 35	33,674 18	9 052	63,646 00
Niobrara	12 5	4,942 37	12 95	5,371 54	13 2	8,930 16
Park	12 92	12,427 93	16 34	15,548 99	11 46	12,245 26
Platte	14 7	8,697 96	13 729	11,497 06	15 664	11,730 79
Sheridan	10 515	56,410 23	10 395	57,189 79	10 05	56,928 83
Sweetwater	9 822	16,242 72	9 44	16,083 49	9 27	15,929 59
Uinta	14	17,281 32	12 825	16,353 84	12 18	16,254 42
Washakie	12 6	4,321 08	14 35	5,258 59	12 1	6,894 19
Weston	13 8	4,968 67	13 75	5,009 40	13 45	4,439 51
TOTALS		\$352,641 67		\$394,485 67		\$421,243 79

## CATTLE—STATE AND COUNTY TAXES

COUNTY	Levy 1916	Tax 1916	Levy 1917	Tax 1917	Levy 1918	Tax 1918
Albany	11 69	\$21,755 90	13 5	\$23,238 91	11 28	\$28,034 97
Big Horn	13 8	12,491 51	16 45	18,182 19	13 55	17,245 22
Campbell	13	19,170 24	12 75	22,033 98	13	28,969 55
Carbon	10 95	18,109 72	10 88	17,235 06	10 15	21,743 13
Converse	11 2	17,684 35	11	17,947 83	9 35	23,003 57
Crook	13	17,278 24	12 85	18,449 16	12 7	21,218 14
Fremont	12 69	20,118 67	12 35	22,956 03	11 45	24,335 60
Goshen	12 7	18,937 43	12 85	18,838 79	10 7	17,944 33
Hot Springs	14 125	8,446 24	14 375	11,012 11	11 325	10,754 79
Johnson	12 8	23,841 96	12 55	24,638 19	14 15	28,118 17
Laramie	10 98	15,755 49	12 67	21,069 42	12 06	25,027 15
Lincoln	12 46	26,636 00	12	27,114 63	11 272	32,339 71
Natrona	10 985	8,208 04	10 35	9,166 02	9 052	10,839 91
Niobrara	12 5	13,699 34	12 95	22,914 92	13 2	31,647 20
Park	12 92	12,221 66	16 34	16,921 87	11 46	14,593 34
Platte	14 7	19,041 51	13 729	17,757 36	15 664	27,118 85
Sheridan	10 515	20,711 56	10 395	21,971 21	10 05	23,288 71
Sweetwater	9 822	2,192 56	9 44	2,381 50	9 27	3,510 18
Uinta	14	9,452 37	12 825	9,482 05	12 18	10,458 11
Washakie	12 6	5,080 86	14 35	6,404 35	12 1	8,892 10
Weston	13 8	13,478 20	13 75	15,551 51	13 45	17,633 42
TOTALS		\$324,232 90		\$365,167 14		\$424,716 45

HORSES—STATE AND COUNTY TAXES

COUNTY	Levy 1916	Tax 1916	Levy 1917	Tax 1917	Levy 1918	Tax 1918
Albany	11 69	\$4,885 08	13 5	\$5,181 23	11 28	\$ 6,342 07
Big Horn	13 8	5,414 02	16 45	6,555 70	13 55	8,151 14
Campbell	13	6,494 93	12 75	7,490 74	13	11,831 63
Carbon	10 95	5,080 63	10 88	4,396 55	10 15	5,794 53
Converse	11 2	4,372 54	11	4,667 90	9 35	6,000 32
Crook	13	7,770 69	12 85	8,045 13	12 7	10,946 19
Fremont	12 69	7,581 70	12 35	8,252 02	11 45	10,514 59
Goshen	12 7	6,306 44	12 85	6,430 01	10 7	7,347 42
Hot Springs	14 125	2,917 87	14 375	3,562 70	11 325	3,883 74
Johnson	12 8	6,080 83	12 55	6,575 76	14 15	9,279 15
Laramie	10 98	6,200 02	12 67	7,177 49	12 06	9,769 93
Lincoln	12 46	7,048 87	12	7,237 26	11 272	9,600 08
Natrona	10 985	3,834 42	10 35	3,991 58	9 052	5,239 43
Niobrara	12 5	5,798 81	12 95	6,822 97	13 2	9,234 39
Park	12 92	5,562 83	16 34	7,189 35	11 46	6,514 38
Platte	14 7	6,235 08	13 729	6,338 89	15 664	10,103 20
Sheridan	10 515	5,941 19	10 395	6,259 92	10 05	8,685 66
Sweetwater	9 822	1,265 96	9 44	1,370 64	9 27	1,785 77
Uinta	14	2,679 67	12 825	2,480 87	12 18	3,048 35
Washakie	12 6	3,145 97	14 35	3,401 74	12 1	4,075 28
Weston	13 8	4,888 44	13 75	5,498 83	13 45	6,440 26
TOTALS		\$109,505 99		\$119,137 28		\$154,587 51

MULES, ASSES AND BURROS—STATE AND COUNTY TAXES

COUNTY	Levy 1916	Tax 1916	Levy 1917	Tax 1917	Levy 1918	Tax 1918
Albany	11 69	\$130 93	13 5	\$136 35	11 28	\$148 33
Big Horn	13 8	133 72	16 45	178 98	13 55	159 08
Campbell	13	79 63	12 75	170 08	13	183 82
Carbon	10 95	81 69	10 88	77 25	10 15	101 50
Converse	11 2	128 78	11	124 63	9 35	158 76
Crook	13	169 98	12 85	182 60	12 7	241 55
Fremont	12 69	68 02	12 35	111 64	11 45	111 87
Goshen	12 7	395 86	12 85	400 15	10 7	383 92
Hot Springs	14 125	41 67	14 375	48 30	11 325	37 94
Johnson	12 8	152 58	12 55	141 00	14 15	154 09
Laramie	10 98	394 24	12 67	457 13	12 06	441 64
Lincoln	12 46	161 73	12	159 30	11 272	131 43
Natrona	10 985	37 24	10 35	36 85	9 052	67 17
Niobrara	12 5	75 25	12 95	122 38	13 2	115 76
Park	12 92	136 95	16 34	192 32	11 46	179 58
Platte	14 7	376 91	13 729	377 62	15 664	460 36
Sheridan	10 515	198 63	10 395	182 48	10 05	196 48
Sweetwater	9 822	52 25	9 44	27 56	9 27	32 54
Uinta	14	59 22	12 825	47 71	12 18	49 69
Washakie	12 6	36 54	14 35	62 57	12 1	50 94
Weston	13 8	81 70	13 75	90 34	13 45	76 26
TOTALS		\$2,991 52		\$3,327 24		\$3,482 71



## SHEEP—STATE AND COUNTY TAXES

COUNTY	Levy 1916	Tax 1916	Levy 1917	Tax 1917	Levy 1918	Tax 1918
Albany .....	11 69	\$ 4,640 06	13 5	\$ 5,293 44	11 28	\$ 9,107 29
Big Horn .....	13 8	3,511 34	16 45	6,693 45	13 55	11,315 42
Campbell .....	13.	7,596 15	12 75	8,020 46	13.	9,767 84
Carbon .....	10 95	12,785 19	10 88	13,787 82	10 15	26,610 95
Converse .....	11 2	8,412 43	11.	9,771 58	9 35	12,431 93
Crook .....	13.	1,461 43	12 85	1,963 45	12 7	5,405 53
Fremont .....	12 69	10,671 13	12 35	3,615 08	11 45	27,801 61
Goehen .....	12 7	865 49	12 85	625 69	10 7	653 24
Hot Springs .....	14 125	3,618 97	14 375	4,597 04	11 325	7,787 55
Johnson .....	12 8	8,427 63	12 55	10,387 12	14 15	23,209 23
Laramie .....	10 98	2,062 53	12 67	2,762 15	12 06	4,793 25
Lincoln .....	12 46	10,588 42	12.	11,711 72	11 272	23,305 85
Natrona .....	10 985	16,960 26	10 35	19,205 46	9 052	29,798 75
Niobrara .....	12 5	2,490 74	12 95	2,624 03	13 2	5,619 53
Park .....	12 92	5,328 50	16 34	7,322 77	11 46	11,086 36
Platte .....	14 7	2,666 83	13 729	1,982 64	15 664	5,872 15
Sheridan .....	10 515	1,630 09	10 395	1,996 85	10 05	2,379 54
Sweetwater .....	9 822	12,098 79	9 44	14,067 00	9 27	27,219 98
Uinta .....	14.	4,400 34	12 825	4,614 73	12 18	7,730 77
Washakie .....	12 6	4,428 93	14 35	5,868 20	12 1	10,076 57
Weston .....	13 8	1,930 83	13 75	2,614 48	13 45	4,458 51
TOTALS .....		\$126,576 08		\$149,525 06		\$266,431 85

## SWINE—STATE AND COUNTY TAXES

COUNTY	Levy 1916	Tax 1916	Levy 1917	Tax 1917	Levy 1918	Tax 1918
Albany .....	11 69	\$ 27 20	13 5	\$ 32 29	11 28	\$ 48 20
Big Horn .....	13 8	171 73	16 45	189 37	13 55	290 23
Campbell .....	13.	14 69	12 75	21 42	13.	33 48
Carbon .....	10 95	26 09	10 88	13 03	10 15	25 96
Converse .....	11 2	34 27	11.	37 49	9 35	67 81
Crook .....	13.	178 50	12 85	142 51	12 7	153 75
Fremont .....	12 69	45 28	12 35	50 24	11 45	111 76
Goehen .....	12 7	177 79	12 85	156 46	10 7	216 69
Hot Springs .....	14 125	114 48	14 375	93 38	11 325	96 84
Johnson .....	12 8	124 04	12 55	102 18	14 15	147 27
Laramie .....	10 98	142 26	12 67	144 97	12 06	254 48
Lincoln .....	12 46	61 45	12.	45 60	11 272	139 90
Natrona .....	10 985	31 99	10 35	11 70	9 052	17 11
Niobrara .....	12 5	41 69	12 95	42 97	13 2	81 76
Park .....	12 92	199 60	16 34	216 11	11 46	208 29
Platte .....	14 7	170 80	13 729	114 33	15 664	328 13
Sheridan .....	10 515	138 64	10 395	112 51	10 05	177 02
Sweetwater .....	9 822	5 35	9 44	12 12	9 27	30 05
Uinta .....	14.	30 59	12 825	17 31	12 18	40 63
Washakie .....	12 6	99 91	14 35	65 21	12 1	66 83
Weston .....	13 8	50 72	13 75	38 22	13 45	28 66
TOTALS .....		\$1,887 07		\$1,659 42		\$2,566 85

GOATS—STATE AND COUNTY TAXES

COUNTY	Levy 1916	Tax 1916	Levy 1917	Tax 1917	Levy 1918	Tax 1918
Albany	11.69	\$ 2.81	13.5	\$ 4.64	11.28	\$ 5.41
Big Horn	13.8	1.93	16.45	2.17	13.55	2.03
Campbell	13.		12.75		13.	
Carbon	10.95		10.88		10.15	
Converse	11.2	1.52	11.	1.45	9.35	1.50
Crook	13.	.68	12.85	1.23	12.7	
Fremont	12.69	.86	12.35	.05	11.45	
Goshen	12.7	1.27	12.85	.10	10.7	.11
Hot Springs	14.125		14.375		11.325	.57
Johnson	12.8		12.55		14.15	
Laramie	10.98	.66	12.67	.05	12.06	.54
Lincoln	12.46	5.23	12.	7.20	11.272	9.41
Natrona	10.985	.22	10.35	.25	9.052	.14
Niobrara	12.5	9.50	12.95	.83	13.2	
Park	12.92	.52	16.34	.91	11.46	4.64
Platte	14.7	45.86	13.729	26.09	15.664	76.36
Sheridan	10.515	.38	10.395	.21	10.05	
Sweetwater	9.822		9.44		9.27	.09
Uinta	14.	.28	12.825	.20	12.18	.18
Washakie	12.6		14.35		12.1	
Weston	13.8	.77	13.75	.22	13.45	
<b>TOTALS</b>		<b>\$72.49</b>		<b>\$45.60</b>		<b>\$100.98</b>

DOGS—STATE AND COUNTY TAXES

COUNTY	Levy 1916	Tax 1916	Levy 1917	Tax 1917	Levy 1918	Tax 1918
Albany	11.69	\$ .78	13.5	\$30.44	11.28	\$ 4.57
Big Horn	13.8	2.55	16.45	.82	13.55	
Campbell	13.		12.75		13.	.13
Carbon	10.95	2.09	10.88	3.70	10.15	1.22
Converse	11.2	1.68	11.	2.14	9.35	1.12
Crook	13.	2.60	12.85	2.70	12.7	9.04
Fremont	12.69	1.71	12.35	.12	11.45	1.83
Goshen	12.7	6.68	12.85	3.46	10.7	3.46
Hot Springs	14.125		14.375		11.325	
Johnson	12.8	.96	12.55	.63	14.15	
Laramie	10.98		12.67		12.06	
Lincoln	12.46	3.68	12.	7.02	11.272	11.95
Natrona	10.985	11.42	10.35	9.48	9.052	7.24
Niobrara	12.5		12.95	1.29	13.2	1.66
Park	12.92	4.13	16.34	1.55	11.46	16.27
Platte	14.7	3.87	13.729	.34	15.664	28.51
Sheridan	10.515	6.32	10.395	9.42	10.05	7.94
Sweetwater	9.822	3.00	9.44	1.42	9.27	.46
Uinta	14.	.56	12.825	.38	12.18	4.02
Washakie	12.6		14.35		12.1	
Weston	13.8		13.75		13.45	
<b>TOTALS</b>		<b>\$52.03</b>		<b>\$74.91</b>		<b>\$99.42</b>

CARRIAGES, WAGONS, VEHICLES, AUTOMOBILES, MOTORCYCLES, ETC., STATE  
AND COUNTY TAXES

COUNTY	Levy 1916	Tax 1916	Levy 1917	Tax 1917	Levy 1918	Tax 1918
Albany	11 69	\$1,857.05	13 5	\$3,206 60	11 28	\$2,898.28
Big Horn	13 8	1,440.60	16 45	2,338 60	13 55	2,911 23
Campbell	13	604 53	12 75	935 36	13	1,367.68
Carbon	10 95	1,824 49	10 88	2,018 35	10 15	3,095 90
Converse	11 2	1,108 71	11	1,664 46	9 35	3,198 33
Crook	13	1,147 41	12 85	1,411 69	12 7	2,192 27
Fremont	12 69	1,426 15	12 35	2,530 56	11 45	4,176 79
Goshen	12 7	867 27	12 85	1,430 80	10 7	1,851 34
Hot Springs	14 125	1,003 57	14 375	1,780 93	11 325	2,186 74
Johnson	12 8	1,144 51	12 55	1,378 24	14 15	2,236 96
Laramie	10 98	3,528 24	12 67	5,215 66	12 06	6,864 52
Lincoln	12 46	2,474 36	12	2,614 10	11 272	3,120 39
Natrona	10 985	1,584 97	10 35	2,833 52	9 052	6,471 68
Niobrara	12 5	719 24	12 95	1,095 52	13 2	1,954 47
Park	12 92	1,644 03	16 34	2,496 31	11 46	2,860 98
Platte	14 7	1,189 45	13 729	1,373 72	15 664	2,752 92
Sheridan	10 515	2,087 06	10 395	2,892 71	10 05	4,320 77
Sweetwater	9 822	1,163 51	9 44	1,471 03	9 27	2,078 70
Uinta	14	1,102 32	12 825	1,291 28	12 18	1,583 58
Washakie	12 6	497 57	14 35	901 18	12 1	1,350 12
Weston	13 8	754 38	13 75	1,088 86	13 45	1,165 44
TOTALS		\$29,169 42		\$41,969 48		\$60,639 09

## FARMING UTENSILS AND MECHANICS' TOOLS—STATE AND COUNTY TAXES

COUNTY	Levy 1916	Tax 1916	Levy 1917	Tax 1917	Levy 1918	Tax 1918
Albany	11.69	\$ 339 85	13 5	\$ 396.16	11 28	\$ 459 49
Big Horn	13 8	756 89	16 45	919 78	13 55	1,048 40
Campbell	13	203 76	12 75	359 33	13	488 98
Carbon	10 95	354 94	10 88	318 18	10 15	461 62
Converse	11 2	332 42	11	429 99	9 35	474 37
Crook	13	695 50	12 85	667 66	12 7	823 96
Fremont	12 69	411 73	12 35	620 77	11 45	784 44
Goshen	12 7	675 33	12 85	522 34	10 7	1,158 85
Hot Springs	14 125	222 68	14 375	1,207 07	11 325	1,106 34
Johnson	12 8	565 82	12 55	710 52	14 15	925 41
Laramie	10 98	1,477 38	12 67	1,579 38	12 06	4,452 50
Lincoln	12 46	1,308 74	12	2 296 97	11 272	4,088 13
Natrona	10 985	711 74	10 35	1,835 70	9 052	14,110 11
Niobrara	12 5	416 23	12 95	541 39	13 2	634 41
Park	12 92	818 00	16 34	1,138 39	11 46	941 37
Platte	14 7	627 62	13 729	766 28	15 664	2,561 74
Sheridan	10 515	835 92	10 395	917 58	10 05	1,678 47
Sweetwater	9 822	63 60	9 44	84 77	9 27	122 38
Uinta	14	815 43	12 825	729 27	12 18	748 77
Washakie	12 6	162 10	14 35	248 11	12 1	248 05
Weston	13 8	350 31	13 75	351 61	13 45	344 45
TOTALS		\$12,145 99		\$16,631 25		\$37,662 24

CLOCKS, WATCHES, JEWELRY, GOLD AND SILVER PLATE, ETC.—STATE AND COUNTY TAXES

COUNTY	Levy 1916	Tax 1916	Levy 1917	Tax 1917	Levy 1918	Tax 1918
Albany	11 69	\$119 48	13 5	\$157 81	11 28	\$126. 90
Big Horn	13 8	9. 04	16 45	14 52	13 55	14 56
Campbell	13	. 85	12 75	1. 02	13.	1. 53
Carbon	10. 95	40 19	10 88	34 98	10 15	69. 58
Converse	11 2	17. 75	11.	24 97	9 35	39 50
Crook	13.	29 50	12 85	28 36	12. 7	21. 22
Fremont	12 69	22 14	12 35	26 58	11. 45	55 61
Goshen	12 7	14 69	12 85	22 96	10 7	16 88
Hot Springs	14 125	.....	14 375	8 62	11 325	35. 96
Johnson	12 8	12 16	12 55	19 45	14 15	3 54
Laramie	10 98	157 95	12 67	148 50	12 06	121. 13
Lincoln	12 46	1 37	12	1 20	11. 272	3. 38
Natrona	10. 985	143 24	10 35	111 44	9 052	131 62
Niobrara	12 5	.....	12 95	1 29	13. 2	1. 58
Park	12 92	22 22	16 34	44 77	11 46	24 07
Platte	14. 7	5 39	13 729	20 15	15 664	8 30
Sheridan	10 515	24 59	10 395	24. 60	10 05	38. 34
Sweetwater	9 822	21 41	9 44	29. 36	9 27	29. 20
Uinta	14	98 00	12 825	.....	12 18	54. 81
Washakie	12 6	. 32	14 35	26. 76	12 1	9 98
Weston	13 8	30 50	13 75	19. 72	13 45	14 12
<b>TOTALS</b>		<b>\$770 79</b>		<b>\$747. 11</b>		<b>\$821. 81</b>

MUSICAL INSTRUMENTS—STATE AND COUNTY TAXES

COUNTY	Levy 1916	Tax 1916	Levy 1917	Tax 1917	Levy 1918	Tax 1918
Albany	11 69	\$469 41	13 5	\$540 47	11 28	\$587. 52
Big Horn	13 8	302 18	16 45	479 38	13 55	516 07
Campbell	13	49 73	12 75	52 78	13.	66 82
Carbon	10. 95	203 94	10 88	223 04	10 15	279 43
Converse	11 2	233. 16	11.	271 15	9 35	336 98
Crook	13.	150 15	12 85	208 81	12. 7	242 47
Fremont	12 69	188 83	12 35	310 17	11. 45	404 33
Goshen	12 7	194 25	12 85	137 30	10 7	151 96
Hot Springs	14 125	121. 97	14 375	144 11	11 325	169 31
Johnson	12 8	146 24	12 55	172 31	14 15	176 73
Laramie	10 98	911 48	12 67	920 84	12 06	854 69
Lincoln	12 46	189. 39	12.	257 40	11. 272	279 55
Natrona	10. 985	503 83	10 35	570 03	9 052	608 82
Niobrara	12 5	108 56	12 95	130 42	13 2	168 63
Park	12 92	389 54	16 34	513 81	11 46	420 18
Platte	14 7	139 36	13 729	125 28	15 664	182 96
Sheridan	10 515	665 55	10 395	698 84	10 05	841 03
Sweetwater	9 822	335. 32	9 44	331 72	9 27	335 48
Uinta	14	254. 38	12 825	221 17	12 18	205 90
Washakie	12 6	82 87	14 35	82. 37	12 1	75 32
Weston	13. 8	165. 81	13 75	174. 83	13 45	126. 77
<b>TOTALS</b>		<b>\$5,785. 95</b>		<b>\$6,566 23</b>		<b>\$7,030. 90</b>

## LIBRARIES—STATE AND COUNTY TAXES

COUNTY	Levy 1916	Tax 1916	Levy 1917	Tax 1917	Levy 1918	Tax 1918
Albany .....	11.69	\$84.75	13.5	\$100.24	11.28	\$ 86.07
Big Horn .....	13.8	64.31	16.45	67.03	13.55	70.93
Campbell .....	13.	10.08	12.75	8.90	13.	12.02
Carbon .....	10.95	58.75	10.88	70.07	10.15	57.50
Converse .....	11.2	23.69	11.	28.76	9.35	21.18
Crook .....	13.	18.14	12.85	12.86	12.7	14.41
Fremont .....	12.69	38.39	12.35	47.11	11.45	56.45
Goheen .....	12.7	12.46	12.85	19.88	10.7	13.23
Hot Springs .....	14.125	10.59	14.375	111.41	11.325	12.46
Johnson .....	12.8	20.29	12.55	22.40	14.15	30.92
Laramie .....	10.98	228.49	12.67	254.53	12.06	230.29
Lincoln .....	12.46	47.35	12.	35.10	11.272	29.31
Natrona .....	10.985	82.30	10.35	94.18	9.052	104.55
Niobrara .....	12.5	16.25	12.95	17.48	13.2	18.06
Park .....	12.92	49.94	16.34	52.45	11.46	35.24
Platte .....	14.7	6.98	13.729	13.98	15.664	11.12
Sheridan .....	10.515	69.14	10.395	79.16	10.05	81.35
Sweetwater .....	9.822	17.43	9.44	16.99	9.27	10.89
Uinta .....	14	24.85	12.825	16.35	12.18	15.23
Washakie .....	12.6	10.96	14.35	12.48	12.1	6.29
Weston .....	13.8	22.43	13.75	20.28	13.45	25.22
TOTALS .....		\$917.57		\$1,100.74		\$942.74

## HOUSEHOLD FURNITURE—STATE AND COUNTY TAXES

COUNTY	Levy 1916	Tax 1916	Levy 1917	Tax 1917	Levy 1918	Tax 1918
Albany .....	11.69	\$ 89.72	13.5	\$ 120.28	11.28	\$ 131.69
Big Horn .....	13.8	217.35	16.45	256.62	13.55	255.21
Campbell .....	13.	90.13	12.75	91.39	13.	12.35
Carbon .....	10.95	159.32	10.88	263.84	10.15	347.43
Converse .....	11.2	148.18	11.	155.37	9.35	311.45
Crook .....	13.	50.70	12.85	54.93	12.7	118.64
Fremont .....	12.69	121.51	12.35	170.11	11.45	242.05
Goheen .....	12.7	59.56	12.85	26.79	10.7	40.24
Hot Springs .....	14.125	252.13	14.375	397.83	11.325	575.31
Johnson .....	12.8	344.64	12.55	370.35	14.15	448.77
Laramie .....	10.98	1,287.84	12.67	1,524.66	12.06	1,552.97
Lincoln .....	12.46	87.97	12.	119.40	11.272	109.79
Natrona .....	10.985	620.54	10.35	1,548.46	9.052	2,440.11
Niobrara .....	12.5	172.81	12.95	40.14	13.2	114.84
Park .....	12.92	416.93	16.34	565.61	11.46	407.86
Platte .....	14.7	87.10	13.729	80.69	15.664	263.42
Sheridan .....	10.515	565.34	10.395	588.25	10.05	964.30
Sweetwater .....	9.822	214.37	9.44	177.71	9.27	232.21
Uinta .....	14	38.50	12.825	37.83	12.18	104.14
Washakie .....	12.6	93.68	14.35	125.27	12.1	107.09
Weston .....	13.8	125.58	13.75	112.41	13.45	81.37
TOTALS .....		\$5,243.90		\$6,827.84		\$8,861.24

CAPITAL EMPLOYED IN MERCHANDISE AND MANUFACTURES—STATE  
AND COUNTY TAXES

COUNTY	Levy 1916	Tax 1916	Levy 1917	Tax 1917	Levy 1918	Tax 1918
Albany	11.69	\$5,825.54	13.5	\$5,262.64	11.28	\$6,225.32
Big Horn	13.8	3,708.68	16.45	8,433.24	13.55	8,825.24
Campbell	13.	622.45	12.75	721.33	13.	1,005.55
Carbon	10.95	4,012.19	10.88	4,027.61	10.15	4,577.40
Converse	11.2	2,897.91	11.	3,001.13	9.35	4,072.01
Crook	13.	1,683.50	12.85	1,848.59	12.7	2,220.79
Fremont	12.69	5,116.29	12.35	5,345.24	11.45	6,353.06
Goheen	12.7	1,072.24	12.85	1,613.68	10.7	1,539.40
Hot Springs	14.125	2,519.26	14.375	3,086.24	11.325	4,054.29
Johnson	12.8	2,086.31	12.55	3,612.54	14.15	3,194.72
Laramie	10.98	14,621.46	12.67	15,474.73	12.08	16,679.46
Lincoln	12.46	5,415.50	12	5,689.40	11.272	6,244.14
Natrona	10.985	17,043.01	10.35	22,457.06	9.052	29,208.94
Niobrara	12.5	1,407.44	12.95	1,585.81	13.2	1,851.50
Park	12.92	4,065.73	16.34	14,424.59	11.46	5,224.04
Platte	14.7	2,993.48	13.729	3,308.47	15.664	5,333.22
Sheridan	10.515	12,880.60	10.395	13,014.74	10.05	21,419.55
Sweetwater	9.822	6,114.96	9.44	5,875.05	9.27	6,074.20
Uinta	14	3,862.60	12.825	3,514.05	12.18	3,235.01
Washakie	12.6	1,029.97	14.35	1,425.23	12.1	2,177.32
Weston	13.8	3,674.23	13.75	3,787.16	13.45	3,965.34
TOTALS		\$102,653.35		\$127,508.53		\$143,499.90

STOCK AND SHARES IN CORPORATIONS—STATE AND COUNTY TAXES

COUNTY	Levy 1916	Tax 1916	Levy 1917	Tax 1917	Levy 1918	Tax 1918
Albany	11.69	\$4,701.71	13.5	\$6,151.33	11.28	\$5,182.01
Big Horn	13.8	2,386.43	16.45	3,779.14	13.55	3,422.12
Campbell	13.	878.37	12.75	858.93	13.	875.51
Carbon	10.95	4,236.25	10.88	4,612.35	10.15	5,015.16
Converse	11.2	1,723.62	11.	1,975.41	9.35	1,681.70
Crook	13.	756.86	12.85	941.52	12.7	1,108.08
Fremont	12.69	2,456.02	12.35	3,449.00	11.45	3,137.91
Goheen	12.7	695.49	12.85	771.51	10.7	911.64
Hot Springs	14.125	1,026.18	14.375	1,249.91	11.325	1,134.77
Johnson	12.8	1,674.02	12.55	662.64	14.15	3,274.79
Laramie	10.98	5,551.94	12.67	5,531.82	12.08	6,277.54
Lincoln	12.46	3,252.06	12	3,686.70	11.272	3,777.96
Natrona	10.985	3,127.02	10.35	3,090.16	9.052	3,362.21
Niobrara	12.5	759.94	12.95	1,039.82	13.2	1,182.39
Park	12.92	1,563.64	16.34	1,928.53	11.46	1,373.19
Platte	14.7	1,217.54	13.729	1,283.70	15.664	1,501.80
Sheridan	10.515	6,286.51	10.395	6,414.75	10.05	6,256.99
Sweetwater	9.822	4,147.11	9.44	4,103.56	9.27	4,391.09
Uinta	14	2,328.63	12.825	2,067.91	12.18	2,482.17
Washakie	12.6	368.39	14.35	455.42	12.1	447.76
Weston	13.8	1,263.08	13.75	1,177.98	13.45	1,451.82
TOTALS		\$50,400.81		\$55,232.09		\$58,248.61

## MONEYS AND CREDITS—STATE AND COUNTY TAXES

COUNTY	Levy 1916	Tax 1916	Levy 1917	Tax 1917	Levy 1918	Tax 1918
Albany	11 69	\$ 85 28	13 5	\$ 307.73	11.28	\$ 347.65
Big Horn	13 8	336 38	16 45	196 06	13.55	124 32
Campbell	13		12 75	1 27	13	
Carbon	10 95		10 88	380 80	10.15	334.95
Converse	11 2	35 84	11	33 00	9 35	236.09
Crook	13		12 85		12 7	62.23
Fremont	12 69	1 27	12 35		11 45	137 52
Goshen	12 7	123 06	12 85	124 22	10 7	244 99
Hot Springs	14 125	312 50	14 375	766 23	11 325	284 88
Johnson	12 8	12 80	12 55	22 59	14 15	
Laramie	10 98	1,722 47	12 67	2,527 54	12 06	4,150 56
Lincoln	12 46	43 61	12	1 20	11 272	12 06
Natrona	10 985	338 34	10 35	348 92	9 052	384 12
Niobrara	12 5		12 95		13 2	2.64
Park	12 92	180.69	16 34	202 60	11 46	396.97
Platte	14 7	237.41	13 729	101 59	15.664	169 75
Sheridan	10 515	115 14	10 395	27.13	10 05	966 56
Sweetwater	9 822		9 44		9 27	
Uinta	14		12 825		12 18	
Washakie	12 6		14 35	15.78	12.1	263.48
Weston	13 8	20.01	13 75		13.45	14.80
TOTALS		\$3,564 80		\$5,058.66		\$3,133 57

## "OUTPUT OF MINES"—STATE AND COUNTY TAXES

COUNTY	Levy 1916	Tax 1916	Levy 1917	Tax 1917	Levy 1918	Tax 1918
Albany	11 69		13 5		11.28	
Big Horn	13 8	\$1,603 12	16 45	\$2,836 03	13 55	\$848 14
Campbell	13		12 75		13	
Carbon	10 95	5,169 53	10 88	7,702 05	10.15	8,498 78
Converse	11 2	15 52	11	125 47	9 35	6,751 20
Crook	13		12 85		12 7	
Fremont	12 69	1,483 26	12 35	2,981 73	11 45	
Goshen	12 7		12 85		10 7	
Hot Springs	14 125	4,598 27	14 375	21,821 28	11 325	34,795 98
Johnson	12 8		12 55		14 15	
Laramie	10 98		12 67		12 06	
Lincoln	12 46	13,470 18	12	20,802 88	11 272	21,756 91
Natrona	10 985	25,969 74	10 35	35,062 70	9 052	33,071 89
Niobrara	12 5		12 95		13 2	
Park	12 92		16 34		11 46	18,431 69
Platte	14 7	8,681 51	13 729	14,980 31	15.664	18,527 22
Sheridan	10 515	7,081 49	10 395	12,439 11	10 05	16,438 90
Sweetwater	9 822	22,100 30	9 44	23,596 18	9 27	29,846 80
Uinta	14	466 42	12 825	589 31	12 18	878.69
Washakie	12 6		14 35		12.1	
Weston	13 8	3,281 71	13 75	3,947 80	13 45	3,548 49
TOTALS		\$93,921 05		\$151,884 85		\$193,394 69

COMMISSIONER OF TAXATION

65

PROPERTY NOT CLASSIFIED—STATE AND COUNTY TAXES

COUNTY	Levy 1916	Tax 1916	Levy 1917	Tax 1917	Levy 1918	Tax 1918
Albany .....	11.69	\$ 69 27	13.5	\$ 111.91	11.28	\$ 160.53
Big Horn .....	13.8	2,756.23	16.45	3,358.51	13.55	16,508.53
Campbell .....	13	150.81	12.75	234.31	13	240.28
Carbon .....	10.95	3,179.32	10.88	2,475.36	10.15	2,813.07
Converse .....	11.2	2,831.19	11	3,035.77	9.35	17,241.71
Crook .....	13	269.36	12.85	202.39	12.7	464.88
Fremont .....	12.69	1,219.26	12.35	1,730.68	11.45	5,029.17
Goshen .....	12.7	134.11	12.85	425.96	10.7	345.45
Hot Springs .....	14.125	4,766.54	14.375	1,540.24	11.325	9,226.16
Johnson .....	12.5	204.74	12.55	224.52	14.15	241.05
Laramie .....	10.98	120.12	12.67	2,328.20	12.06	362.97
Lincoln .....	12.46	1,642.83	12	898.13	11.272	386.08
Natrona .....	10.985	135.52	10.35	261.08	9.052	547.37
Niobrara .....	12.5	243.98	12.95	432.37	13.2	3,133.42
Park .....	12.92	1,597.25	16.34	3,021.35	11.46	1,769.63
Platte .....	14.7	441.60	13.729	200.72	15.664	265.30
Sheridan .....	10.515	885.25	10.395	1,385.28	10.05	812.04
Sweetwater .....	9.822	332.97	9.44	337.95	9.27	216.92
Uinta .....	14	58.17	12.825	423.37	12.18	279.36
Washakie .....	12.6	966.26	14.35	1,021.59	12.1	1,127.96
Weston .....	13.8	147.55	13.75	116.53	13.45	227.08
<b>TOTALS .....</b>		<b>\$22,152.33</b>		<b>\$23,766.22</b>		<b>\$61,398.96</b>





**APPENDIX E.**

---

**SHOWING THE AMOUNT OF STATE, COUNTY,  
SCHOOL DISTRICT AND TOTAL TAX, ALSO  
THE PERCENTAGE OF EACH IN EVERY  
COUNTY IN THE STATE FOR THE  
YEARS 1917 AND 1918.**


STATE, COUNTY, SCHOOL DISTRICT AND TOTAL TAX IN EACH COUNTY AND THE PERCENTAGE OF EACH FOR THE YEAR 1917

COUNTY	State Tax 1917	County Tax 1917	School District Tax, 1917	Total All Taxes, 1917	State Tax Per Cent.	County Tax Per Cent.	School District Tax Per Cent.
Albany	\$80,004.57	\$150,401.07	\$87,807.54	\$298,313.18	20.1	50.4	29.5
Big Horn	35,171.60	115,107.06	44,026.55	194,305.21	18.1	59.2	22.7
Campbell	24,499.33	56,634.82	21,996.46	103,100.61	23.8	54.9	21.3
Carbon	63,995.69	116,854.47	54,386.06	235,236.22	27.2	49.7	23.1
Converse	38,221.72	70,963.21	35,469.57	144,674.50	26.4	49.1	24.5
Crook	28,325.43	66,215.29	16,527.11	111,067.83	25.5	59.6	14.9
Fremont	49,996.10	110,380.99	35,034.19	195,411.28	25.6	56.5	17.9
Goheen	23,341.68	54,564.95	32,790.79	110,697.42	21.1	49.3	29.6
Hot Springs	25,375.74	69,371.34	32,479.83	127,226.91	20.0	54.5	25.5
Johnson	28,000.73	63,274.38	32,479.83	123,754.94	22.6	54.6	22.8
Laramie	96,984.79	222,183.34	82,262.55	401,430.68	24.2	55.3	20.5
Lincoln	64,896.87	137,379.10	59,687.04	261,963.01	24.8	52.4	22.8
Natrona	73,437.04	123,984.61	65,643.90	263,065.55	27.9	47.1	25.0
Niobrara	24,854.14	55,817.07	21,890.56	102,561.77	24.3	55.7	20.7
Park	32,071.22	104,044.03	38,432.01	174,537.26	18.4	59.6	22.2
Platte	41,642.68	106,354.06	55,508.12	204,004.86	20.4	52.4	27.2
Sheridan	81,631.77	138,774.01	87,841.07	308,246.85	26.5	45.0	28.5
Sweetwater	84,451.91	122,619.79	36,724.12	243,795.82	34.8	50.5	14.7
Union	36,259.56	84,327.16	37,003.57	157,790.29	23.0	53.6	23.4
Washakie	16,124.69	43,976.43	14,231.79	74,332.91	21.7	59.2	19.1
Weston	25,064.07	64,501.91	34,802.33	124,368.31	20.2	51.8	28.0
TOTALS	\$954,401.33	\$2,081,449.09	\$918,142.67	\$4,953,993.09	24.2	52.6	23.2

COMMISSIONER OF TAXATION

STATE, COUNTY, SCHOOL DISTRICT AND TOTAL TAX IN EACH COUNTY AND THE PERCENTAGE OF EACH FOR THE YEAR 1918

COUNTY	State Tax 1918	County Tax 1918	School District Tax, 1918	Total All Taxes, 1918	State Tax Per Cent.	County Tax Per Cent.	School District Tax Per Cent.
Albany	\$64,775 20	\$132,701 62	\$49,999 47	\$247,476 29	26.2	53.6	20.2
Big Horn	42,594 45	113,393 33	91,111 68	247,099 46	17.2	45.9	36.9
Campbell	28,856 27	79,530 63	31,743 12	133,129 02	21.7	54.5	23.8
Carbon	71,841 92	125,237 93	73,027 21	270,017 06	26.6	46.4	27.0
Converse	56,371 92	86,081 45	62,746 14	205,202 51	27.5	41.9	30.6
Crook	31,583 14	76,823 87	17,470 13	125,877 14	25.1	61.1	13.9
Fremont	59,622 85	124,885 69	39,692 43	224,110 97	26.6	55.6	17.8
Hot Springs	28,373 81	53,680 20	49,067 11	131,121 12	19.7	40.1	37.4
Johnson	31,210 81	76,415 84	42,031 70	155,528 01	23.9	49.1	27.7
Laramie	97,200 32	88,149 45	38,734 80	155,528 01	19.7	55.8	24.5
Lincoln	30,692 39	219,620 20	100,200 15	417,020 67	23.3	52.7	24.4
Natrona	102,958 89	147,057 53	88,630 99	307,547 06	23.3	47.8	28.8
Niobrara	30,692 39	148,928 64	115,749 60	307,547 06	23.3	40.5	31.5
Park	41,997 99	78,804 78	20,537 10	130,034 27	23.6	60.6	15.8
Platte	46,654 22	88,082 27	48,465 46	178,545 79	23.5	49.3	27.2
Sheridan	88,836 54	150,857 06	78,461 67	275,972 85	16.9	54.7	28.4
Sweetwater	89,075 36	152,462 70	100,926 35	342,225 59	25.9	44.6	29.5
Uinta	37,339 82	134,094 54	56,511 58	279,681 48	31.9	47.9	20.2
Washakie	19,654 70	44,621 50	55,843 42	178,761 08	20.7	47.9	31.2
Weston	26,041 59	68,623 10	22,259 80	86,536 00	22.7	51.6	25.7
TOTALS	\$1,104,621 20	\$2,268,631 17	\$1,204,048 04	\$4,577,301 41	24.1	49.6	26.3



**APPENDIX F.**

---

**SHOWING THE NUMBER OF HEAD AND ASSESSED  
VALUATION OF LIVE STOCK IN EACH COUNTY  
FOR THE YEARS 1917, 1917, 1918.**

NUMBER OF HEAD AND ASSESSED VALUATION OF LIVE STOCK IN EACH COUNTY

COUNTY	CATTLE						SHEEP					
	1916		1917		1918		1916		1917		1918	
	No.	Value	No.	Value	No.	Value	No.	Value	No.	Value	No.	Value
Albany	51,830	\$1,861,069 00	47,544	\$1,721,401 00	59,404	\$2,485,370 00	99,723	\$396,926 00	77,753	\$392,107 00	83,896	\$607,394 00
Big Horn	25,865	1,905,182 00	30,669	1,105,300 00	31,737	1,272,710 00	66,323	254,445 00	83,944	406,897 00	90,885	835,086 00
Campbell	39,787	1,474,634 00	46,459	1,728,155 00	53,101	2,228,450 00	150,160	694,319 00	125,496	629,056 00	78,022	751,372 00
Carbon	46,421	1,653,034 00	43,979	1,584,105 00	52,156	2,142,180 00	303,907	1,167,597 00	258,239	1,267,263 00	271,551	2,621,768 00
Converse	44,075	1,578,960 00	44,427	1,622,530 00	56,356	2,460,275 00	183,929	761,110 00	181,683	888,325 00	134,726	1,329,618 00
Crook	37,255	1,323,711 00	39,902	1,433,732 00	42,008	1,670,720 00	29,339	112,418 00	31,390	888,325 00	44,979	1,425,632 00
Fremont	44,985	1,585,396 00	51,422	1,858,788 00	51,937	2,125,380 00	219,261	840,909 00	226,424	1,102,436 00	253,079	2,428,088 00
Geoshen	40,498	1,491,140 00	40,563	1,466,054 00	41,299	1,677,040 00	19,316	68,149 00	10,319	48,692 00	7,664	61,050 00
Hot Springs	16,799	597,964 00	21,249	766,060 00	23,111	949,650 00	65,659	256,210 00	66,405	319,794 00	77,308	687,642 00
Johnson	52,855	1,862,653 00	55,036	1,963,202 00	47,520	1,987,150 00	171,057	658,409 00	168,037	827,659 00	169,781	1,640,228 00
Laramie	80,648	3,034,926 00	45,317	1,662,938 00	49,510	2,075,220 00	47,418	187,844 00	45,007	218,007 00	43,409	397,450 00
Lincoln	80,648	2,137,721 00	63,715	2,259,557 00	71,021	2,869,030 00	222,015	849,793 00	198,942	975,977 00	210,135	2,067,588 00
Natrona	20,703	747,204 00	24,772	885,606 00	28,849	1,197,515 00	398,609	1,543,947 00	377,293	1,856,690 00	342,233	3,291,952 00
Niobrara	30,000	1,095,947 00	48,036	1,789,492 00	57,075	2,397,515 00	51,262	199,259 00	41,303	202,698 00	43,576	425,722 00
Park	26,753	945,949 00	29,096	1,035,610 00	31,059	1,273,415 00	107,349	412,233 00	91,379	448,150 00	101,979	967,396 00
Platte	36,024	1,295,341 00	35,544	1,293,420 00	41,833	1,731,285 00	51,445	181,417 00	29,076	144,405 00	39,057	374,882 00
Sheridan	54,544	1,969,716 00	58,558	2,113,633 00	55,364	2,317,285 00	40,054	155,025 00	38,418	182,097 00	23,831	236,770 00
Sweetwater	6,324	223,229 00	7,068	252,278 00	9,261	378,660 00	322,864	1,231,805 00	303,242	1,490,148 00	307,538	2,936,352 00
Union	19,490	675,169 00	21,279	739,341 00	21,570	868,630 00	81,982	314,310 00	73,757	359,823 00	87,340	634,710 00
Washakie	11,566	403,243 00	12,776	446,296 00	14,053	569,595 00	90,971	351,602 00	82,574	408,934 00	86,255	832,774 00
Weston	26,463	976,681 00	30,728	1,131,019 00	31,461	1,311,035 00	35,535	139,915 00	38,195	190,144 00	37,105	331,488 00
TOTALS	732,799	\$26,238,869 00	798,139	\$28,840,517 00	871,690	\$35,978,110 00	2,708,178	\$10,657,732 00	2,550,736	\$12,520,940 00	2,514,349	\$24,084,932 00

NUMBER OF HEAD AND ASSESSED VALUATION OF LIVE STOCK IN EACH COUNTY

COUNTY	HORSES						MULES, ASSES AND BURROS					
	1916		1917		1918		1916		1917		1918	
	No.	Value	No.	Value	No.	Value	No.	Value	No.	Value	No.	Value
Albany	8,101	\$417,885 00	7,360	\$383,795 00	8,560	\$562,240 00	164	\$11,200 00	142	\$10,100 00	155	\$13,150 00
Big Horn	6,811	392,320 00	7,127	416,760 00	7,821	601,560 00	146	9,690 00	176	10,880 00	142	11,740 00
Campbell	9,996	490,610 00	11,322	580,450 00	14,005	910,125 00	110	6,125 00	196	13,340 00	190	14,140 00
Carbon	8,623	463,985 00	7,419	404,095 00	8,055	570,890 00	92	7,460 00	96	7,100 00	132	10,000 00
Converse	10,630	390,405 00	8,173	424,355 00	9,421	641,745 00	168	11,320 00	178	11,330 00	222	16,980 00
Crook	10,830	597,745 00	11,413	626,080 00	12,310	861,905 00	185	13,075 00	218	14,210 00	290	19,020 00
Fremont	11,027	496,575 00	12,505	668,180 00	13,010	918,305 00	81	5,360 00	125	9,040 00	111	9,770 00
Hot Springs	8,670	496,570 00	8,704	500,390 00	9,189	686,675 00	454	31,170 00	469	31,140 00	472	35,880 00
Johnson	9,003	206,575 00	4,619	247,840 00	4,909	342,935 00	41	2,950 00	54	3,360 00	45	3,350 00
Laramie	3,843	475,065 00	9,969	523,965 00	9,655	655,770 00	155	11,920 00	160	11,235 00	145	10,890 00
Natrona	10,053	564,665 00	10,025	566,495 00	10,943	810,110 00	531	35,905 00	531	36,080 00	462	36,620 00
Lincoln	6,811	565,720 00	10,018	603,105 00	10,854	851,675 00	179	12,980 00	191	13,275 00	138	11,660 00
Niobrara	8,803	349,060 00	7,497	385,660 00	8,453	578,815 00	42	3,890 00	41	3,560 00	82	7,420 00
Park	7,185	463,965 00	10,014	526,870 00	10,419	699,575 00	98	6,020 00	136	9,450 00	109	8,770 00
Piute	7,487	430,560 00	7,431	439,985 00	8,533	568,445 00	153	10,600 00	168	11,770 00	191	15,670 00
Sheridan	9,705	424,155 00	7,942	481,715 00	8,533	644,965 00	394	25,640 00	389	27,505 00	381	29,390 00
Sweetwater	2,169	565,020 00	10,369	602,205 00	11,236	864,245 00	305	18,890 00	254	17,555 00	241	19,550 00
Uinta	3,168	128,890 00	2,429	145,195 00	2,437	192,640 00	70	5,320 00	40	2,920 00	37	3,510 00
Washakie	4,693	191,405 00	3,137	193,440 00	3,114	250,275 00	60	4,200 00	58	3,720 00	60	4,080 00
Weston	6,873	249,680 00	4,301	237,055 00	4,778	336,800 00	45	2,900 00	59	4,360 00	49	4,210 00
		354,235 00		399,915 00		478,330 00		5,920 00		6,570 00		5,670 00
TOTALS	161,104	\$8,824,910 00	169,676	\$9,337,550 00	182,825	\$13,028,555 00	3,555	\$242,085 00	3,756	\$258,500 00	3,697	\$391,470 00



FIFTH BIENNIAL REPORT

NUMBER OF HEAD AND ASSESSED VALUATION OF LIVE STOCK IN EACH COUNTY

COUNTY	SWINE						GOATS						DOGS		
	1916		1917		1918		1916		1917		1918		1916	1917	1918
	No.	Value	No.	Value	No.	Value	No.	Value	No.	Value	No.	Value	Value	Value	Value
Albany	652	\$ 2,327 00	538	\$ 2,392 00	617	\$ 4,273 00	60	\$ 240 00	86	\$344 00	96	\$ 480 00	\$ 67 00	\$2,255 00	\$ 405 00
Big Horn	3,429	12,444 00	2,724	11,512 00	3,047	21,419 00	35	140 00	33	132 00	30	150 00	185 00	50 00	10 00
Campbell	289	1,130 00	2,358	1,680 00	380	2,575 00	.....	.....	.....	.....	.....	.....	.....	.....	.....
Carbon	647	2,383 00	2,198	3,408 00	398	2,755 00	.....	.....	.....	.....	.....	.....	.....	.....	.....
Converse	882	3,080 00	820	3,408 00	994	7,252 00	34	136 00	33	132 00	32	160 00	191 00	340 00	120 00
Crook	3,771	13,731 00	2,837	11,090 00	1,779	12,106 00	13	52 00	24	96 00	.....	.....	200 00	195 00	120 00
Premont	932	3,731 00	2,848	4,088 00	1,282	9,761 00	17	68 00	1	4 00	.....	.....	135 00	10 00	712 00
Goshute	3,629	13,999 00	2,902	12,176 00	3,157	20,251 00	25	100 00	2	8 00	2	10 00	526 00	269 00	160 00
Hot Springs	2,449	8,105 00	1,632	6,496 00	1,308	8,551 00	.....	.....	.....	.....	.....	.....	.....	.....	.....
Johnson	2,609	9,691 00	1,653	8,142 00	1,430	10,468 00	.....	.....	.....	.....	.....	.....	.....	.....	.....
Laramie	3,571	12,956 00	2,649	11,442 00	2,738	21,101 00	15	60 00	1	4 00	9	45 00	75 00	50 00	.....
Lincoln	1,584	4,932 00	972	3,800 00	1,995	12,411 00	105	420 00	150	600 00	167	835 00	295 00	585 00	1,060 00
Natrona	775	2,912 00	255	1,130 00	301	1,890 00	5	20 00	6	24 00	3	15 00	1,040 00	916 00	800 00
Niobrara	829	3,335 00	695	3,318 00	856	6,194 00	190	760 00	16	64 00	.....	.....	.....	100 00	126 00
Park	4,087	15,449 00	2,687	13,226 00	2,647	18,175 00	10	40 00	14	56 00	81	405 00	320 00	95 00	1,420 00
Platte	3,288	11,619 00	1,986	8,328 00	2,813	20,948 00	780	3,120 00	475	1,900 00	975	4,875 00	263 00	25 00	1,820 00
Sheridan	3,660	13,185 00	2,426	10,824 00	2,866	17,614 00	9	36 00	5	20 00	.....	.....	601 00	906 00	790 00
Sweetwater	1,109	5,645 00	226	3,242 00	516	3,242 00	.....	.....	.....	.....	.....	.....	.....	305 00	150 00
Units	688	2,185 00	419	1,350 00	440	3,336 00	5	20 00	4	16 00	3	15 00	40 00	30 00	330 00
Washakie	2,001	7,929 00	1,052	4,544 00	875	5,523 00	.....	.....	.....	.....	.....	.....	.....	.....	.....
Weston	933	3,675 00	2,780 00	2,780 00	239	2,131 00	14	56 00	4	16 00	.....	.....	.....	.....	.....
TOTALS	40,824	\$149,160 00	28,434	\$124,188 00	30,678	\$211,916 00	1,317	\$5,268 00	854	\$3,416 00	1,410	\$7,080 00	\$4,393 00	\$6,186 00	\$8,246 00

**APPENDIX G.**

---

**SHOWING THE NUMBER OF HEAD AND TOTAL  
VALUE OF ALL LIVE STOCK ASSESSED  
IN THE STATE FOR THE YEARS  
1916, 1917, 1918.**

## FIFTH BIENNIAL REPORT

## NUMBER OF HEAD AND ASSESSED VALUATION OF LIVE STOCK IN THE STATE

	1916		1917		1918	
	Number of Head	Value	Number of Head	Value	Number of Head	Value
Cattle.....	732,799	\$26,235,869 00	798,139	\$28,840,517 00	871,690	\$35,978,110 00
Sheep.....	2,768,178	10,657,732 00	2,550,736	12,520,940 00	2,514,349	24,084,852 00
Horses.....	161,104	8,824,910 00	169,676	9,337,550 00	182,825	13,028,555 00
Mules, Asses and Burros.....	3,555	242,065 00	3,756	258,500 00	3,697	291,470 00
Swine.....	40,824	149,160 00	28,434	124,188 00	30,678	211,916 00
Goats.....	1,317	5,268 00	854	3,416 00	1,410	7,050 00
Dogs.....	.....	4,383 00	.....	6,186 00	.....	8,246 00
TOTALS.....	3,707,777	\$46,122,397 00	3,551,595	\$51,091,297 00	3,604,649	\$73,610,299 00



